

50
years of
Karndean
Designflooring



Flooring for your
home

Contents

At Karndean we see flooring differently...

We travel the world in our quest to bring you exceptional floors that inspire and delight. From the ancient forests of Europe, to the remote Australian outback and beyond, we seek out expressive and intriguing forms in the natural world to influence our unique floor designs.

By combining these original features with cutting edge design, we create simply beautiful floors you'll love for a lifetime.

- From our home to your home 4
- Our product types 7
- Choose your format: gluedown 8
- Choose your format: rigid core 10
- Choose your format: loose lay 12
- Choose your colour 14
- Your design journey 20
- Sample service 22
- Get started with just a few clicks 24
- Visit your local retailer 26
- Visit our showroom 27
- Introducing our ranges 28

- Wood**
- Art Select 30
- Da Vinci 42
- Van Gogh 50
- Opus 72
- Knight Tile 78
- Karndean LooseLay 92

- Stone**
- Art Select 104
- Da Vinci 112
- Van Gogh 120
- Opus 130
- Knight Tile 136
- Karndean LooseLay 144

- Abstract**
- Kaleidoscope 150
- Heritage Collection 158

- Our ranges at a glance** 166

- Accessories and design elements**
- Decorative borders 192
- Design strips 194

- Resources and further information**
- Transferable purchase guarantee 196
- Caring for your floor 197




From our home...



Our past

It all began in 1973 when a former flooring installer created a small business called Karndean. Initially trading as a flooring distributor, he soon set his focus deciding the future was with luxury vinyl flooring. With the belief that flooring shouldn't just be practical, it needed to be beautiful as well, he began to travel the world, seeking inspiration for what are now the most realistic luxury vinyl flooring products on the market.

The Karndean team worked out of the family house for several years with the family's trusty dog Smokey, the Great Dane who is still present on Karndean's logo today. Although much has changed since 1973, we are proud to say that many of our early employees, including some who worked out of the original family home, are still with the company today.



Our present

When we design product, we design with our customers, our colleagues and our communities in mind. We call it designing for life and this ethos sits at the heart of everything we do.

Every one of our floors is unique to us having been lovingly created by our in-house team selecting natural woods and stones to work with, taking the time to carefully replicate the knots, grains and textures found in these products into our designs.

Now stretching across the globe, beyond the walls of the original house, the Karndean family and employees continue to move forward with the same passion to deliver beautiful, innovative designs for your home.

Our future

While we can't predict the future, we have a clear, ongoing commitment to continuing to develop beautiful, durable, designflooring that replicates the beauty of the natural world. Monitoring advances in technology to harness new materials and processes, creating innovative flooring products that will benefit our customers around the globe.



...to your home for 50 years

When we say Karndean floors are designed for life, we don't just mean they're guaranteed to last a lifetime. We mean a floor you'll feel a lasting connection with, because you make a Karndean floor your own. You choose the warmth, the welcome, the mood, the style. That's what makes it a floor you feel proud of for years to come. And we mean a floor for the life ahead of you. A strong foundation for the memories you'll make.

- Might you go down on one knee here?
- Be carried across the threshold on it?
- Watch a baby's first steps across it, or house train the dog on it?
- Paint monsters, build dens, host parties, smash vases?
- Laugh, cry, wrestle, dance?
- What makes a Karndean floor special from day one - the pride, the joy, the ease - will all stand the test of time.

You can count on Karndean to be with you every step of the way.

■ Tortora Breccia Marble **VGT3018** with DS24 3mm design strip



Designed for
peace of mind



Durable

Karndean Designflooring gives you the look and feel of natural products with the durability and resilience of luxury vinyl.



Easy to clean

Easy to clean with a sweep and mop, doesn't require sanding, varnishing or staining.



100% waterproof

All Karndean floors, no matter which design you choose, are 100% waterproof.



Comfortable underfoot

Each of our floors are comfortable underfoot, perfect for all the family.

■ White Painted Oak KP105*
■ Pale Lined Oak KP94*

*Custom cut.

We offer three types of product:

gluedown, rigid core and loose lay.

GLUEDOWN

Art Select

Da Vinci

Van Gogh

Opus

Knight Tile

Heritage Collection

Kaleidoscope

Choose gluedown when...

- You want to create your floor, with different laying patterns, design strips and decorative borders.
- You want to be able to mix stone and wood designs and create a completely bespoke floor.
- You have a completely flat, dry subfloor, prepared by a flooring professional.



RIGID CORE

Van Gogh

Knight Tile

Choose rigid core when...

- You want superior acoustics, such as in loft conversions or upstairs rooms.
- You want a quick installation.
- You want to install over an existing floor such as ceramic tiles or floorboards, or uneven subfloor.
- You have a damp subfloor, sometimes found in new builds or extensions.



LOOSE LAY

Karndean LooseLay

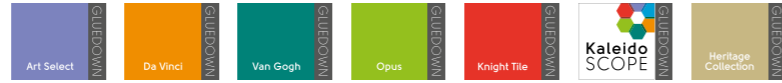
Choose loose lay when...

- You want superior acoustics, such as in loft conversions or upstairs rooms.
- You want a quick installation.
- You have a smooth or damp subfloor, sometimes found in new builds or extensions.
- You want to minimise disruption by not removing skirting boards.




Choose your format

Gluedown






Our gluedown ranges offer our widest choice of colours and formats. Features such as textured emboss or our premium handscraped finish, wide bevels or flat edges make each range unique to Karndean and serve to highlight the faithful replication of the original wood and stone that inspired each of our products.



■ Storm Oak SBW-RL12 with DS10 3mm and DS12 5mm design strips



■ Grey Brushed Oak SM-VGW120T


-  **Create intricate designs**
Create intricate designs by combining multiple laying patterns with decorative borders and design strips to create a floor unique to you.
-  **No expansion gap required**
Karndean gluedown products can be fitted tight against straight and curved walls and fixtures, meaning no need to leave and cover up any expansion gaps.
-  **Fully customisable**
Cut to create bespoke designs and combine wood and stone patterns in a variety of ways to create a fully customised floor personal to you.



■ Canadian Urban Oak SM-VGW8116 | Palazzo Marble SM-VGT2413



■ Clifton CLIF-04






Choose your format

Rigid core





Our rigid core ranges offer quick and easy installation and excellent acoustic benefits. They can be installed over most existing hard surface floors or uneven floors without the worry of exposing any imperfections underfoot, thanks to our innovative K-Core® technology. Our rigid core products also feature a patented click-locking mechanism and pre-attached acoustic foam backing for quick and easy installation.



-  **Preserves existing floors**
Our rigid core ranges can be laid over most existing hard floors, therefore preserving them, perfect for renovating rented or listed buildings.
-  **Installs over most existing hard floors**
Due to the innovative K-Core® layer, our rigid core designs can be laid directly over most existing hard floors without the need for extensive subfloor preparation.
-  **Excellent acoustics**
The noise from kids' bedrooms, play rooms and loft conversions are reduced by as much as 21dB thanks to our patented K-Core® technology and pre-attached acoustic backing. This unique sound-absorbing construction also helps reduce impact noise within a room. Compared to laminate or stone floors, our rigid core products are exceptionally quiet and the perfect choice for busy family homes.



-  **Quick and easy to install**
Minimise upheaval with reduced subfloor preparation and fit a new floor in less time with a patented click-locking mechanism; making our rigid core designs up to 30% quicker to install than other floor types.
-  **Suitable for new builds and extensions**
Our rigid core ranges are suitable for fitting over damp subfloors found in some new build homes and newly built extensions reducing the time spent waiting for the floors to dry.



Choose your format

Loose lay

Karndean
LooseLay

Our loose lay range, Karndean LooseLay, features our K-Wave® friction grip backing which helps hold the product in place. It creates a strong bond to the subfloor using a combination of weight and friction. Perfect for temporary and permanent use, Karndean LooseLay is ideal if you are interested in changing out the flooring frequently or want to reduce sound passing to the room below. What's more, it's quick and easy to install.



Suitable for new builds and extensions

Loose lay products are suitable for fitting over damp subfloors found in some new build homes and newly built extensions reducing the time spent waiting for the floors to dry.



Excellent acoustics

Our loose lay products offer effective noise transfer to rooms below by up to 13dB thanks to its construction, making it the perfect acoustic solution for bedrooms, loft conversions, flats and apartments.



Installs over most existing hard floors

Due to the innovative K-Wave® friction grip backing, our looselay products can be laid directly over most existing, level, smooth hard floors with minimal subfloor preparation.




Quick and easy to install

Minimise upheaval with reduced subfloor preparation and fit a new floor in less time with an innovative friction grip backing holding the planks and tiles in place.



No expansion gap required

Our loose lay products can be fitted tight against straight and curved walls and fixtures, meaning no need to leave and cover up any expansion gaps.



□ Madison LLT203



□ Country Oak LLP92




□ Hartford LLP112





Choose your colour...

Here is a quick guide to all our wood designs by colour tone.

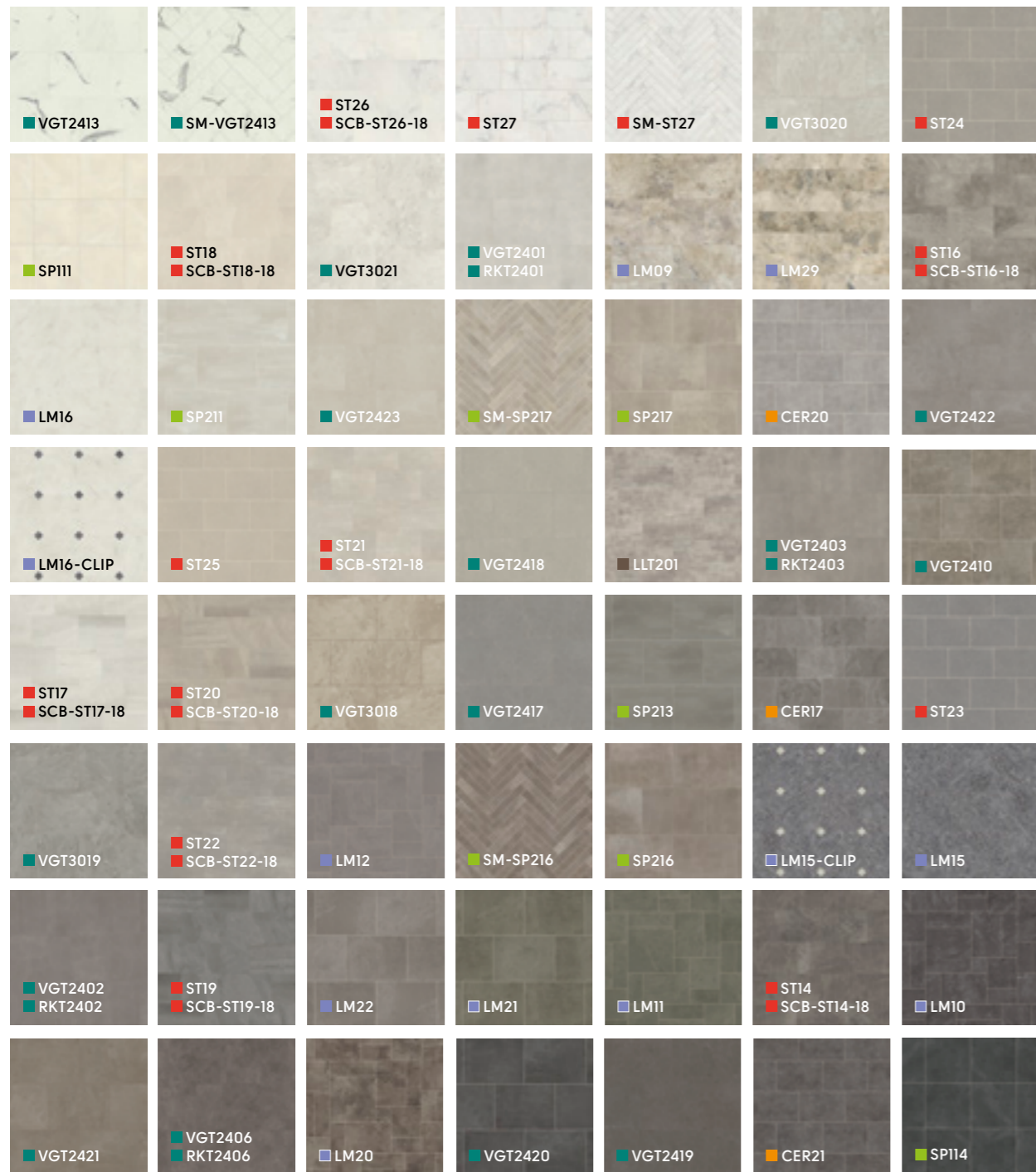
■ Art Select | ■ Da Vinci | ■ Van Gogh | ■ Opus | ■ Knight Tile | ■ LooseLay



■ Art Select | ■ Da Vinci | ■ Van Gogh | ■ Opus | ■ Knight Tile | ■ LooseLay



■ Art Select | ■ Da Vinci | ■ Van Gogh | ■ Opus | ■ Knight Tile | ■ LooseLay



Your design journey

1. The first decision is: wood or stone?

If your countertops are wood butcher block, you could opt for a wood design in the same shade or a contrasting shade. However, in this case, as there is a lovely white granite worktop to work with, we felt that stone was the way to go.



2. Next we needed to pick our main floor tile

For this kitchen we decided on Knight Tile's Grey Riven Slate as it worked well with the blue walls and neutral kitchen.




3. Choose your design components

As this is a stone design, we first considered whether or not we wanted to add a strip. You can go without, however a strip makes more of a statement so we definitely wanted one.

We narrowed it down to three: DS15 Clay, DS16 Charcoal and DS10 Chalk.

We decided on DS10 as it is smooth with minimal texture and the white gives a clean and minimalistic finish to the floor.



4. Time to choose your laying pattern

You could lay the floor in a brick lay pattern, but for this floor we went for a herringbone effect to add more visual interest in the space.



5. Why not add a ready made border?

Now this floor could be finished, but... we weren't quite done yet!

We offer ready made borders that go perfectly with these tiles.

With three borders to choose from, we opted for the Windsor border to keep the space nice and light. It really worked and is the perfect finishing touch to this space.



With Karndean it's not just about laying the floor, but also how you design it. Just by reading the space and paying attention to detail, it's easy to create a stylish look that is unique to your home.



Sample service

When choosing a floor, take into account all of the surrounding materials and finishes. What colour will the walls or cabinets be? Will you have stained or white skirting boards? All of these items play a part in narrowing down your flooring choices.

Order free samples

Order three free chip samples to help narrow down your choices. These small samples are particularly helpful especially if you're looking to create a moodboard of ideas to get started.

Why not take advantage of our full-size sample service?

If you've narrowed your choice down to a few designs, and you're looking to get an idea of how each design will look in your room of choice against furniture and fabrics, our full-sized samples will guide you in making your decision.

Visit www.karndean.com to order your samples.



Floorstyle

Bring your design ideas to life.

See your future floor with our interactive room viewer, Floorstyle. If you see a colour you like, try it from the comfort of your own couch.

Upload a picture of your room and get creative. Explore your options by changing your laying pattern and colours.

Visit www.karndean.com/floorstyle



Find your dream floor...

...from the comfort of your own home.

With the help of our expert retail partners, we're making it easier than ever to find and buy a floor you'll love for a lifetime. Knowledgeable and fully trained, our retail partners offer an environment where you can explore our flooring and design your dream home.

Visit us online where it's easier than ever to find a floor you'll love for a lifetime.



1

Book a design consultation online

Start by letting us know where you are, and we'll find your nearest retail partner to book a virtual or in-store design consultation appointment. View their calendar to show you what days and times they have available and select the best slot for you



2

Speak to an expert via video call or in-store

Use your design consultation with our knowledgeable retail partners for advice on which product format is right for you, narrow down designs and decide on what laying pattern is right for your space.



3

Manage the whole process online

Manage your appointments, review your quotes and arrange installation dates through your My Karndean Account. Once your floor has been installed leave us a review, all from the comfort of your sofa.



Are you ready to find a floor that you'll love for a lifetime?

Scan the QR code to get started.



Check out our retailer reviews and know you're in safe hands.



Visit your local retailer


Our extensive network of independent retail partners are on hand to help you choose a simply beautiful floor that you'll love for a lifetime.

Knowledgeable and fully trained, our retail partners offer an environment where you can explore our flooring and design your dream home.

- Karndean Inspire studios offer the ultimate showroom experience where you can view our full catalogue of designs and create a personalised floor.
- Karndean Select showrooms display a wide range of designs and can help you try out laying patterns and other design features.

- Karndean Partners are conveniently located with a selected range of designs on display and can order samples of your favourite floors.

You can be confident you are in safe hands. All our retail partners offer a full measure and quote service, have professional floor fitters who have been trained and have many years' experience in installing Karndean and can provide advice on cleaning and caring for your new floor.



Visit our showroom

Our showroom is open by appointment only in order to provide all visitors with the best possible service and personal experience. An appointment can be made to meet with one of our design consultants or to simply browse our collection. If you live further away and it's too far to travel, we also offer remote design consultations with our experts over the phone or via video call.

During your visit we will discuss your project and we will be able to give you advice on everything from subfloor requirements and product design to aftercare.

Here's what you can expect:

- Introduction to our wide range of wood, stone and abstract designs with a personal guided tour.
- Explore your ideas and practical needs with your dedicated design consultant.
- Discover the benefits of our different formats; gluedown, loose lay and rigid core.
- Live demonstrations of optional laying patterns, complementary borders and design features.
- Up to six free full size samples to take home and we'll put you in touch with a retail partner.

How to book:

Simply call our showroom direct on **01386 820182** or visit www.karndean.com/showroom

Karndean Showroom

Crab Apple Way,
Vale Park,
Evesham,
Worcestershire
WR11 1GP









Opening times:
Monday – Saturday:
9am - 5pm
Sunday & Bank Holidays:
10am - 4pm




The right look for every room

We know that style is personal and every space is different. To help you find the right floor for your home, see what each of our ranges has to offer:

Introducing our ranges

	Wood	Stone	Thickness	Wear layer	
	✓	✓	3.0mm	0.7mm	Full of charm and character, our premium Art Select range brings the natural beauty of real wood and stone to life in your home.
	✓	✓	3.0mm	0.7mm	Discover a modern twist on a traditional look with our Da Vinci range. Each product features a wide bevelled edge and light surface finish, with designs heavily influenced by reclaimed materials.
	✓	✓	3.0mm 5.5mm 6.5mm	0.55mm	From European oaks to salvaged timbers, the mix of classic yet contemporary products in our Van Gogh range suits every style and décor. Available in both gluedown and rigid core fitting formats.
	✓	✓	2.5mm	0.55mm	The designs in our Opus range have been tailored to modern trends. Expect large plank and tile sizes, clean lines, and a wide range of tones and colours to suit every interior.
	✓	✓	2.0mm 4.5mm	0.3mm	Our Knight Tile range offers our widest, most accessible range of wood effect planks, and stone effect tiles to suit every home. Available in gluedown and rigid core fitting formats.
	✓	✓	Various	Various	3D impact, movement, and visual contrast, for statement floors and effects in contemporary homes.
		✓	2.5mm	0.55mm	Inspired by the look of classic geometric tiles, our Heritage Collection features an array of striking designs.
	✓	✓	4.5mm	0.55mm	The design quality you expect from Karndean in an innovative installation format.







Full of charm & character

Our Art Select wood collection features our most intricate designs taking inspiration from oaks sourced from the ancient forests of Europe to timbers native to the American Midwest.

Detailed embossing techniques capture the look and feel of the knots and grain found in the original timber that inspired them. These highly realistic textured surfaces are combined with deep bevelled edges to define each individual plank, resulting in a collection that embodies luxury, sophistication and versatility.

The Art Select wood range features the gentle honey tones of Savannah Oak and cool grey hues of Glacier Oak with subtle handscraped finishes, to the deep chocolatey browns of Reclaimed Chestnut, ensuring there is something to complement every interior.



Featured product: Prairie Oak RL20 with Quadrant border




Our Inspiration

French oak has been long-established as a popular choice of flooring. Inspired by wood sourced from European forests, French oak boards are recognisable for their clean, natural designs and with recent interior design trends calling for neutrals and pastels, our designers have kept the colour tones in line with this.

A single-smoking process enhances the smooth, flowing grain variation which creates a beautifully tonal floor. Our designers went for a matte finish which further enhances the subtle tonality of this beautiful wood.

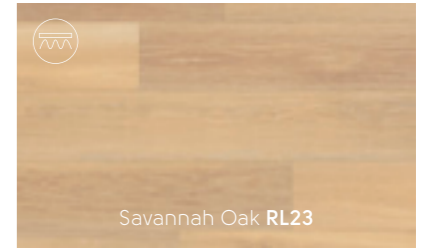
These beautiful oak designs have been created in a large 56" x 9" plank and 18" x 3" parquet format, ideal for zoning within large open plan spaces.




Mountain Oak **RL22** | **SM-RL22** DS04 3mm design strip




Prairie Oak **RL20**




Savannah Oak **RL23**



Savannah Oak **SM-RL23**



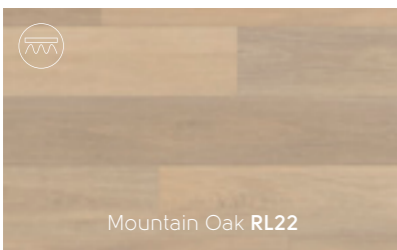
Prairie Oak **RL20**




Prairie Oak **SM-RL20**




Prairie Oak **SM-RL20** with DS06 5mm design strip



Mountain Oak **RL22**



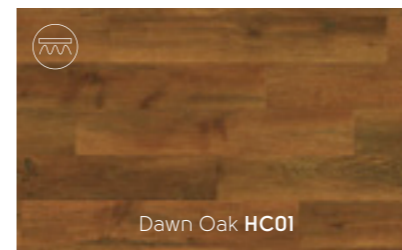

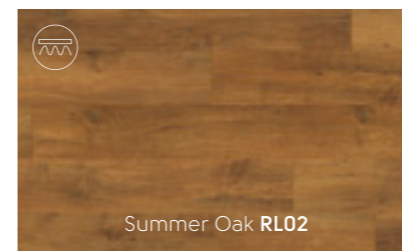
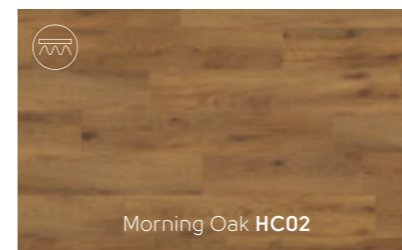




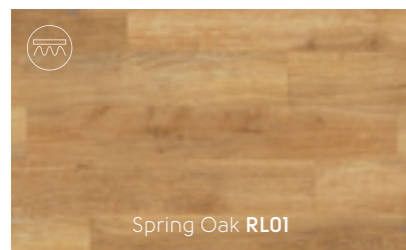
Mountain Oak **SM-RL22**



Classic Hickory **EW13**


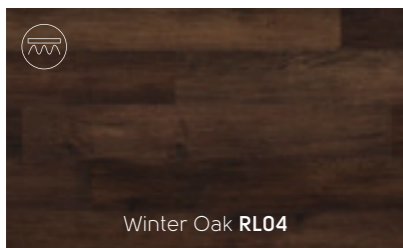
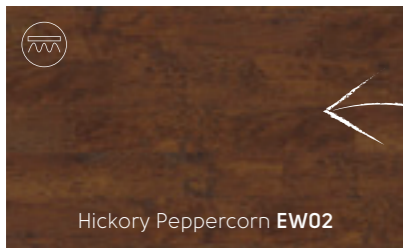
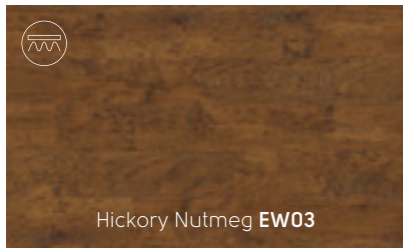

= available in gluedown | = available in rigid core | = available in loose lay





= available in gluedown | = available in rigid core | = available in loose lay





Hickory Peppercorn is one of our deepest browns, in which the clever mirroring of surface texture to grain pattern creates a uniquely tactile and detailed design.

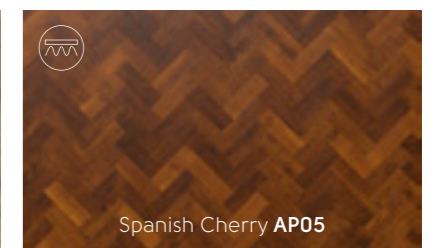
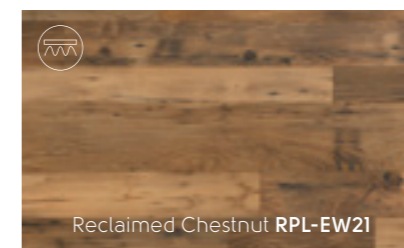
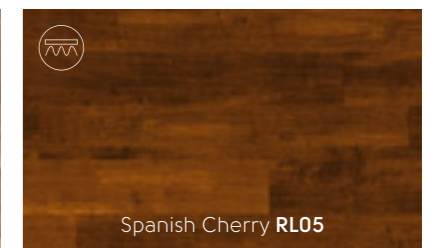
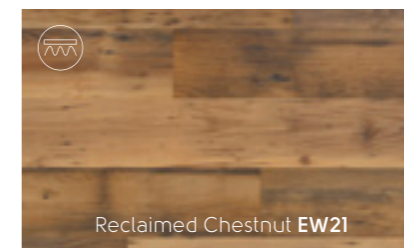


Our Inspiration

The original boards that inspired our Reclaimed Chestnut were sourced from an Ohioan reclamation yard and our product designers were instantly enamoured by its strong variation and characterful appearance. Salvaged from floor joists, granary boards and roof rafters of traditional American barns and factories, the near extinction of the species in the early 20th Century, and subsequent national restriction on felling, means that American chestnut timber is now only available as a reclaimed material and is one of the rarest varieties of reclaimed hardwood.

The distinctive and natural features of Chestnut, along with the nail holes and raft marks, makes for a desirable flooring in both traditional and contemporary settings. Its eclectically rustic design, wide colour ranges from radiant tans to deep chocolates, along with a diverse and gorgeous grain structure that creates a strikingly unique floor.

To further enhance the authenticity of this, our Reclaimed Chestnut is also available in random plank sizes as well as an extra-large format plank, creating a truly remarkable flooring design.







Glacier Oak SM-RL21



Glacier Oak RL21 with DS10 and DS12 3mm design strips




Glacier Oak RL21




Glacier Oak SM-RL21



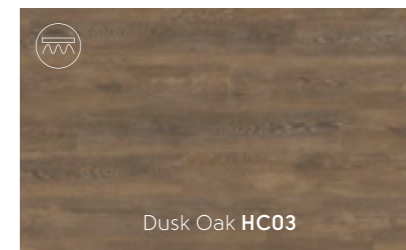
Weathered Hickory EW11 with DS04 10mm design strip






Weathered Hickory EW11



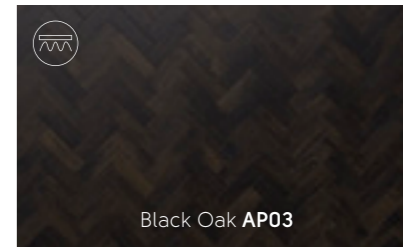
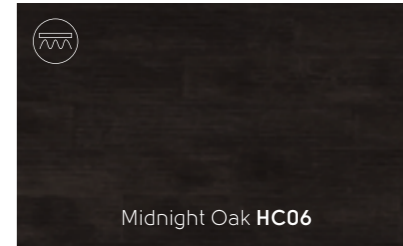



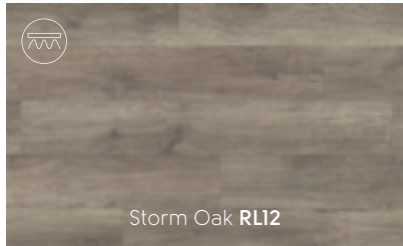
Vintage Hickory EW12




Dusk Oak HC03

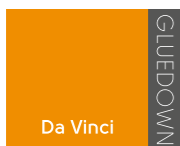
 = available in gluedown |  = available in rigid core |  = available in loose lay





 = available in gluedown |  = available in rigid core |  = available in loose lay








Traditional & elegant

Our Da Vinci wood collection features classic, timeless designs taking inspiration from a variety of wood species, ensuring there is something to pair with every style.


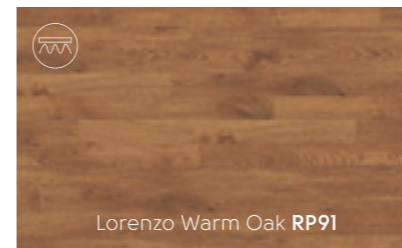

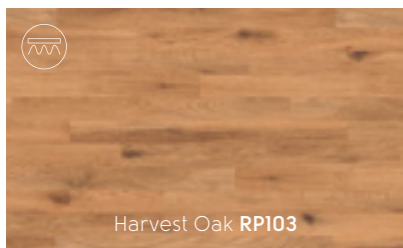
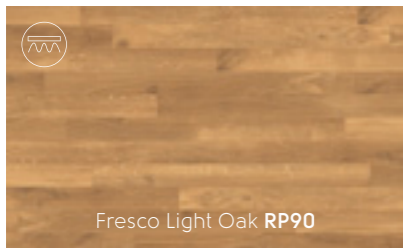


Each slender plank features a light surface finish giving a smooth, elegant look to the designs highlighted with the wide distinctive bevelled edge. These deep bevels capture the light and allow each plank to stand out within the overall floor.

From the warm, pale tone of American Oak with its subtle grain detail, to the contrasting planks of Scorched Oak, and everything in between, there is something to match every interior décor.



Featured product: Beach Driftwood RP101



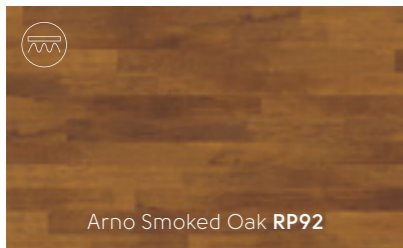


= available in gluedown | = available in rigid core | = available in loose lay

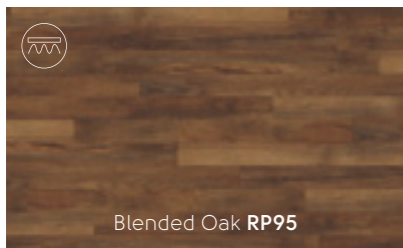




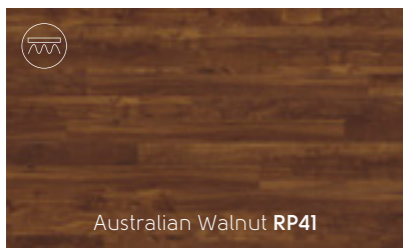
Australian Walnut **RP41** with DS01 5mm design strip



Arno Smoked Oak **RP92**




Blended Oak **RP95**



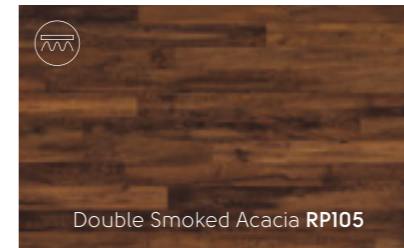
Australian Walnut **RP41**



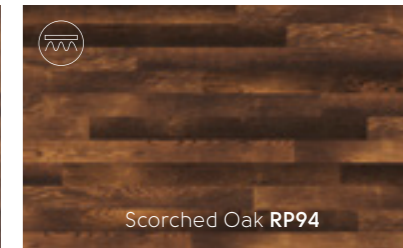
Blended Oak **RP95**



Beach Driftwood **RP101**






Double Smoked Acacia **RP105**



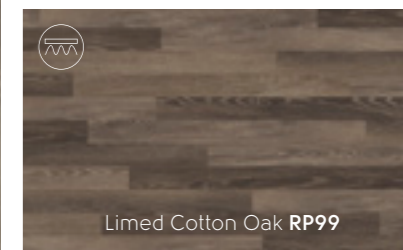

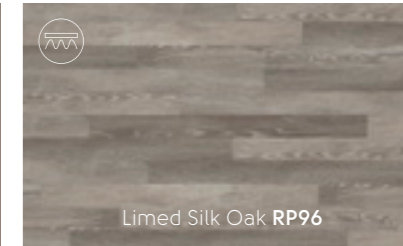


Scorched Oak **RP94**



Double Smoked Acacia **RP105**

 = available in gluedown |
  = available in rigid core |
  = available in loose lay





= available in gluedown | = available in rigid core | = available in loose lay





Detailed grain texture




Taking inspiration from many wood species found around the world, our Van Gogh range offers a wide range of designs to choose from. With products inspired by European oaks to reclaimed, salvaged timbers, there is a design to suit both contemporary and rustic interiors alike.





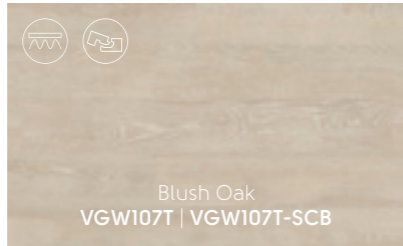
Every Van Gogh plank has a detailed wood grain texture, enhancing the colour and pattern of the product. The larger plank sizes complement these tactile surfaces to create the look and feel of a true timber floor.

Featuring muted tones of White Washed Oak with its subtle graining detail, to the cool grey tones of Nimbus Oak, you will find a product to match your contemporary interiors, while our salvaged redwood and barnwood designs offer a backdrop ideal for a modern rustic finish.

Offering a flexible mix of gluedown and rigid core formats in both full-sized planks and modern herringbone, this collection is ideal for home decorators looking to create stylish interiors with a sense of flow over different subfloor conditions, including uneven or drying floors or where sound transmission from rooms above is a consideration.

Featured product: Texas White Ash **SM-VGW8105** | **SM-VGW8105-RKP**





Natural wood grain emboss

A selection of our Van Gogh designs have been finished with a handcrafted emboss, accentuating the natural look and feel of the wood that inspired it. Look out for our natural wood grain icon to see which of our designs benefit from this natural finish.





Texas White Ash SM-VGW8105 | SM-VGW8105-RKP



Texas White Ash
VGW8105 | RKP8105



Texas White Ash VGW8105 | RKP8105



Texas White Ash
SM-VGW8105 | SM-VGW8105-RKP



Design tip

Our Grey Brushed Oak design is available in three different sizes which all create a unique look. Use the large format plank to create a sense of space, add interest using the large herringbone or for something completely different choose the chevron design.


Grey Brushed Oak SM-VGW120T | SM-VGW120T-RKP



Grey Brushed Oak
VGW120T | VGW120T-RKP



Grey Brushed Oak
SM-VGW120T | SM-VGW120T-RKP



Grey Brushed Oak CS-VGW120T



= available in gluedown | = available in rigid core | = available in loose lay





Our Inspiration




Our Farmhouse Oaks were inspired by original source material from Holland: decades old painted floorboards that over time had seen the paint wear away, leaving a worn patina with remnants of colour across the boards. With a growing trend in the market for painted woods, our designers recognised that these boards offered a shabby chic feel that morphs to suit different interiors.



Design tip

Many of our Van Gogh designs are available in a rigid core, click-locking fitting format. Ideal for installing over most existing hard floors with added acoustic benefits.





= available in gluedown | = available in rigid core | = available in loose lay



Our Inspiration

The inspiration for our beautiful Aviemore Oak design came from the floorboards of an old railway station, tucked away in the Highlands of Scotland. Our design team hand selected planks featuring interesting characteristics that would take on subtle colour variation. The well-balanced cracks and marks give the design a maturity that is not overpowering. The addition of a registered emboss brings the design to life and showcases the subtle grain movements of the original boards.




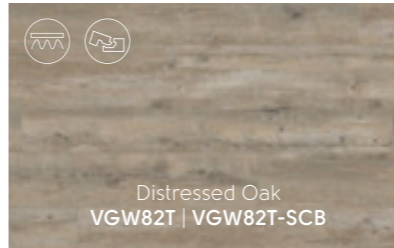
Greige Oak
VGW110T | VGW110T-SCB



Aviemore Oak VGW8242



Aviemore Oak VGW8242



= available in glued down | = available in rigid core | = available in loose lay






Baltic Washed Oak **VGW8101** | **RKP8101**



Baltic Washed Oak
VGW8101 | **RKP8101**



Frosted Birch **VGW83T**



Smoked Butternut
VGW8107 | **RKP8107**




Smoked School Cedar **VGW138T**



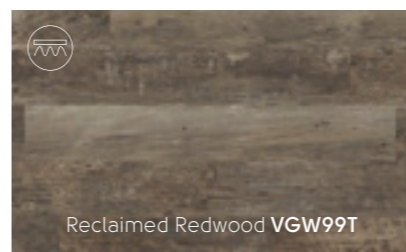
Smoked Butternut **VGW8107**



Baltic Mistral Oak
VGW8112 | **RKP8112**



Smoked School Cedar **VGW138T**





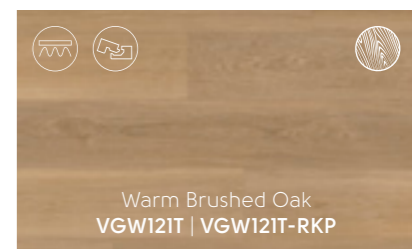
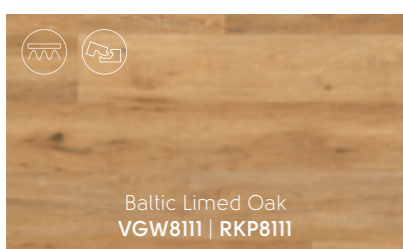

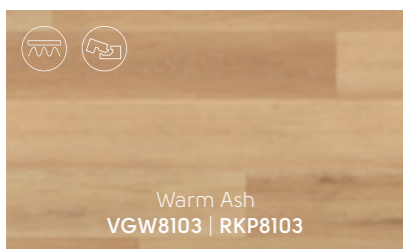

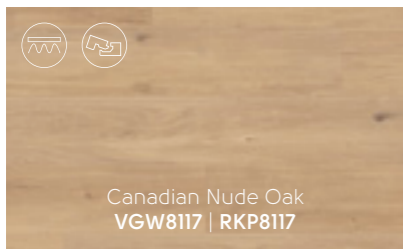

Reclaimed Redwood **VGW99T**



Baltic Mistral Oak **VGW8112** | **RKP8112**

= available in gluedown | = available in rigid core | = available in loose lay






= available in gluedown | = available in rigid core | = available in loose lay






Croftmore Oak VGW8240



Croftmore Oak VGW8240



Auckland Oak VGW52T | VGW52T-SCB



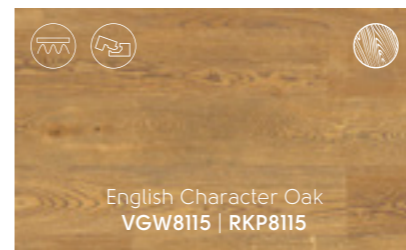
Honey Oak VGW94T



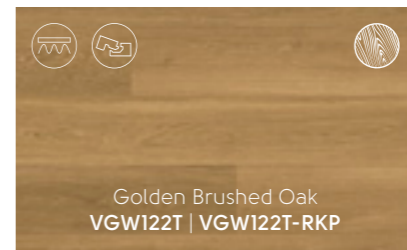
Honey Oak VGW94T



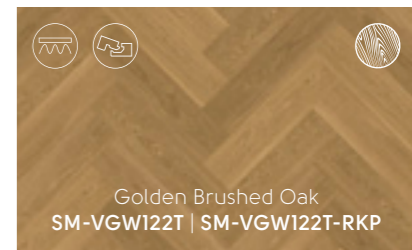
Golden Brushed Oak SM-VGW122T | SM-VGW122T-RKP



English Character Oak VGW8115 | RKP8115




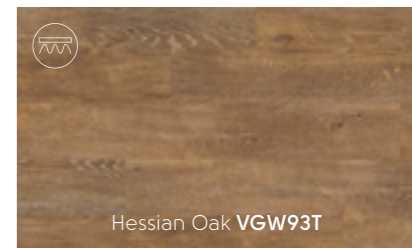
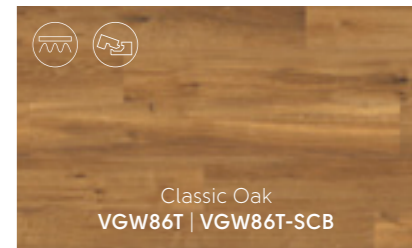


Golden Brushed Oak VGW122T | VGW122T-RKP



Golden Brushed Oak SM-VGW122T | SM-VGW122T-RKP

= available in glue-down | = available in rigid core | = available in loose lay





= available in gluedown | = available in rigid core | = available in loose lay




Our Inspiration


The marvellous rusticity and rotary saw markings of this salvaged American timber create an unmistakably unique floor with unlimited potential. The heavy tonal shifts within this product, created by an elongated period of dehydration, have been enhanced by layers of natural, hand-applied finishing oils. These oils strengthen the underlying brunette tones that allow the vibrancy of the sawn features to become more pronounced. The final bright sandy colours, deep browns, blue hues and dark greys beautifully illuminate these expressive grain structures in high definition.



Salvaged Barnwood **VGW123T | VGW123T-RKP**




Salvaged Barnwood **VGW123T | VGW123T-RKP**



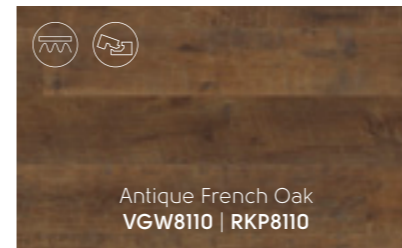
Salvaged Barnwood **SM-VGW123T | SM-VGW123T-RKP**




Antique French Oak **VGW8110 | RKP8110**




Walnut **VGW87T**



Antique French Oak **VGW8110 | RKP8110**



Charred Oak **VGW102T**




Ebony **VGW89T**



Ebony **VGW89T**

= available in gluedown | = available in rigid core | = available in loose lay





Timeless appeal

Our fresh, modern Opus collection features clean and contemporary, stylish designs. Taking the more subtle grain details for inspiration, the light limed details bring a neutral backdrop that will help style any interior.







Each Opus wood plank has a light surface texture to capture the grain details found in their inspiration material. This, paired with the extra large plank sizes, make them an ideal canvas to accompany your modern décor.




Featuring the cool, limed finish of Columba to the deep, charcoal tones of Carbo, there is sure to be a hue to set off your scheme.








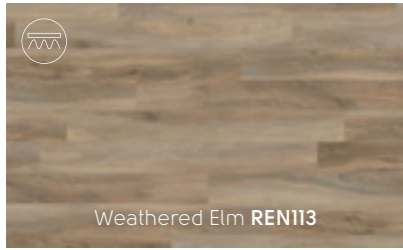
Featured product: Fabrica **WP419** with DS10 3mm design strip








 = available in gluedown |  = available in rigid core |  = available in loose lay





 = available in gluedown |  = available in rigid core |  = available in loose lay





Accessible style

Our popular Knight Tile collection is our most affordable range, offering versatility to home decorators. Taking inspiration from a variety of oaks, driftwoods and pines, the full collection gives a wide variety of choice for every interior.

This collection covers a range of finishes, including rustic, lime washed and painted looks in both traditional and herringbone plank sizes, all finished with a light surface texture. From the pale tones of Washed Scandi Pine to the deep, brown hues of Aged Oak, there is a design and colourway suited for contemporary to rustic interiors.

Offering a flexible mix of gluedown and rigid core formats in both full-sized planks and modern herringbone, this collection is ideal for home decorators looking to create stylish interiors with a sense of flow over different subfloor conditions, including uneven or drying floors or where sound transmission from rooms above is a consideration.

Featured product: Grey Limed Oak **SM-KP138** with Quadrant border






Grey Scandi Pine **KP131**




White Painted Oak
KP105 | SCB-KP105-6




Washed Scandi Pine **KP132**



Washed Scandi Pine **SM-KP132**



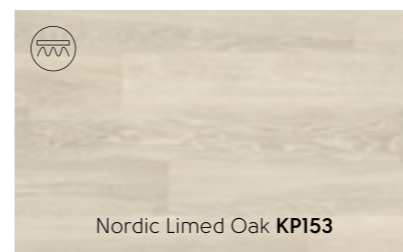
Grey Scandi Pine **KP131**



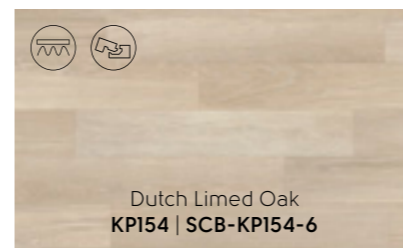
Washed Scandi Pine **KP132** with DS12 3mm design strip




Nordic Limed Oak **KP153**



Nordic Limed Oak **KP153**



Dutch Limed Oak
KP154 | SCB-KP154-6




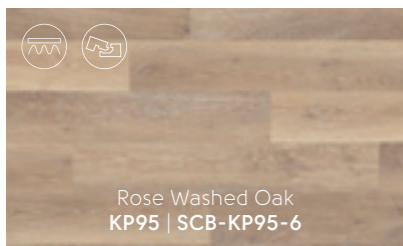

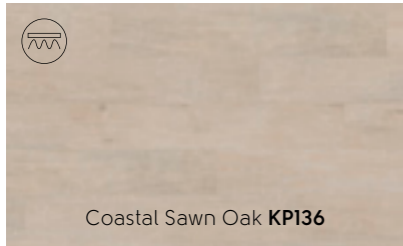
Dutch Limed Oak **SM-KP154**



Dutch Limed Oak **SM-KP154**

= available in gluedown | = available in rigid core | = available in loose lay

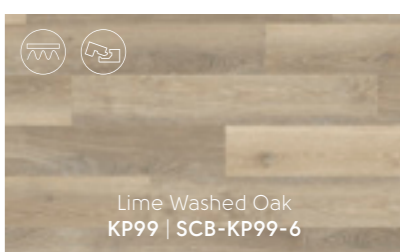






"By combining classic touches with practical materials and pops of vivid colour, we have transformed our house into a contemporary, family-friendly home," shares Hannah.

Modern classic

This worn, sun bleached driftwood effect is now available in a smaller 18"x 3" plank which can be laid in a herringbone or block design for an extra sense of style.



= available in gluedown | = available in rigid core | = available in loose lay






Washed Character Oak SM-KP144



Washed Character Oak
KP144 | SCB-KP144-6



Washed Character Oak SM-KP144




Washed Character Oak KP144 | SCB-KP144-6



Grey Limed Oak SM-KP138



Grey Limed Oak
KP138 | SCB-KP138-6



Grey Limed Oak SM-KP138



Design tip


Many of our Knight Tile designs are available in a rigid core, click-locking, fitting format. Ideal for installing over most existing hard floors with added acoustic benefits.

Grey Limed Oak KP138 | SCB-KP138-6






Light Worn Oak KP104



Light Worn Oak KP104




Urban Spotted Gum KP141




Design tip

Create impact across a room using the full sized planks of our Knight Tile range to create a timeless herringbone design, ideal for contemporary and classic interiors alike.

Urban Spotted Gum KP141



Grey Studio Oak KP152



Grey Studio Oak SM-KP152

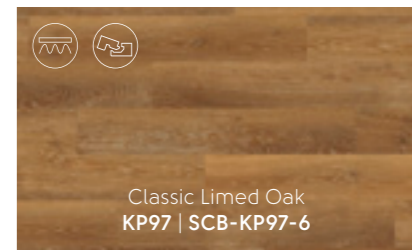

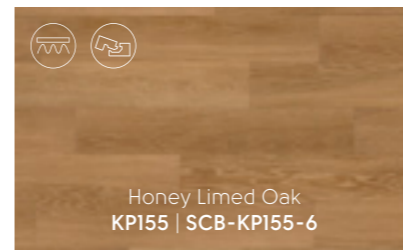

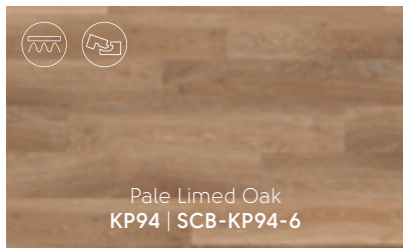




Quayside Oak KP148



Grey Studio Oak SM-KP152



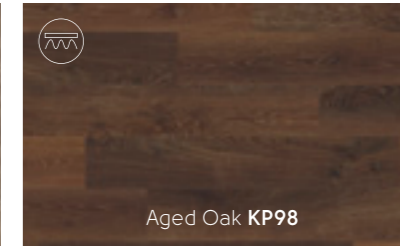
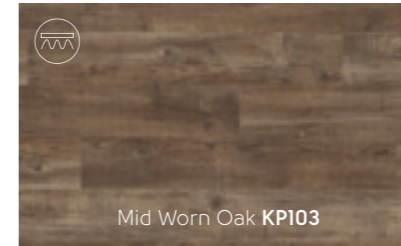
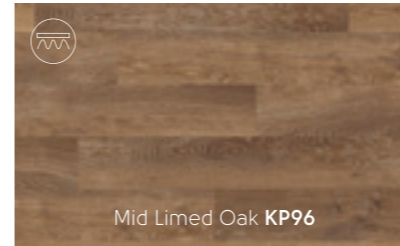



= available in gluedown | = available in rigid core | = available in loose lay




Our Inspiration

Our designers sourced these beautiful planks from Amsterdam, Holland where they found them recovered from an old wind-powered sawmill. These characterful boards had been smoked which highlighted the visible knots and strong grain detail. The variation in tone, grain and burnished black knots add to the character of these planks, the colour variation gives options for a variety of interior spaces. This characterful oak design is available in three colourways, Washed, Natural and Traditional in a 36" x 6" plank, with two of those colours also available in matching small plank.



= available in gluedown | = available in rigid core | = available in loose lay





Easy fit flooring

Karndean LooseLay is a range of luxury vinyl flooring featuring our K-Wave® friction grip backing that holds the product in place. It creates a strong bond to the subfloor using a combination of weight and friction.







Perfect for temporary and permanent use, Karndean LooseLay is ideal if you are interested in changing out the flooring frequently or want to reduce sound passing to rooms below. What's more, it's quick and easy to install, requiring only the use of a light tackifier in the majority of installations.

This collection features a wide-ranging palette of colour such as the distressed hues of Hudson, the deep chocolate tones of Dover and the vibrant copper tones of Burlington.








Featured product: Antique Heart Pine LLP303












= available in gluedown | = available in rigid core | = available in loose lay








 = available in gluedown |  = available in rigid core |  = available in loose lay






 = available in gluedown |  = available in rigid core |  = available in loose lay

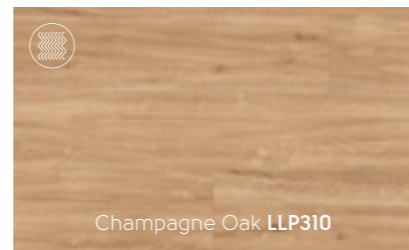





Champagne Oak LLP310



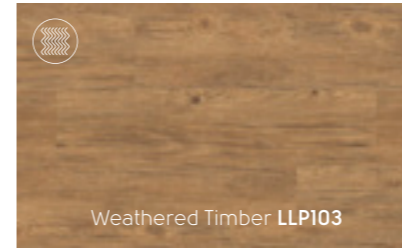
Newport LLP94




Champagne Oak LLP310



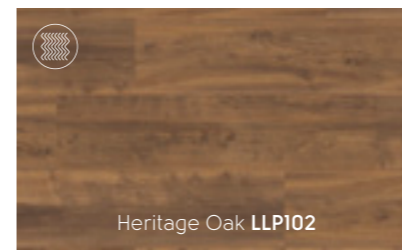
Newport LLP94



Weathered Timber LLP103



Stamford LLP109






Heritage Oak LLP102





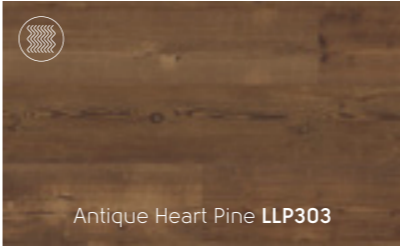



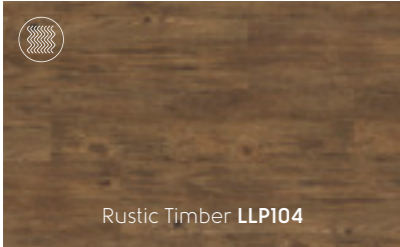
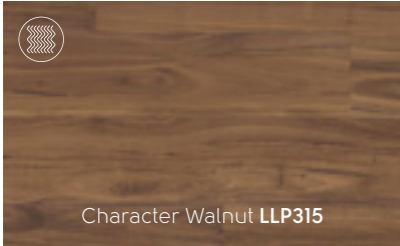
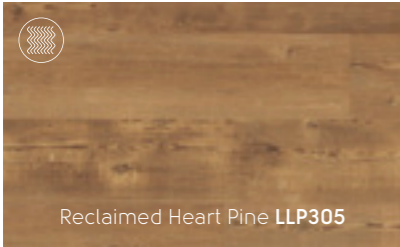
Heritage Oak LLP102



Stamford LLP109


 = available in gluedown |
  = available in rigid core |
  = available in loose lay





= available in gluedown | = available in rigid core | = available in loose lay






Effortlessly stylish

Taking inspiration from the natural beauty of travertine, marble, slate and limestone, our premium Art Select stone collection is effortlessly stylish and one of a kind.

The look and feel of the surface textures found within the original stones that inspire these designs have been picked out by the embossing techniques. These highly realistic textured surfaces are combined with deep bevelled edges and large tile sizes, resulting in a collection that is beautiful and versatile.


From the honey toned limestone, Jersey, in its random size formation, the cool hued, honed travertine of Gallatin, or the deep charcoal slate of Melbourne, there is an Art Select stone floor to pair with every style of interior.

Featured product: Washburn LM27







Alderney LM03




Alderney LM03



Jersey LM01



Washburn LM07



Washburn LM27




Washburn LM27

Design tip


Our honed travertine designs are available in extra large, and small narrow tile sizes. These tiles can be used separately or combined to zone areas around your home.




Melbourne LM05



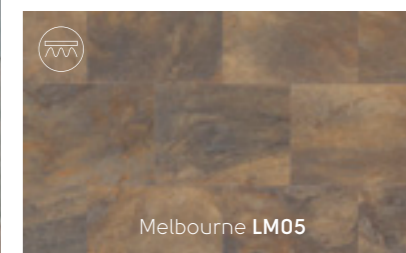
Caldera LM08




Caldera LM28




Guernsey LM02



Melbourne LM05




Caldera LM08

 = available in gluedown |  = available in rigid core |  = available in loose lay







Gallatin LM09 | LM29




Gallatin LM09



Gallatin LM29




Corris LM12



Corris LM22




Corris LM22 with DS10 3mm design strip



Fiore LM16



Fiore LM16-CLIP



Otono LM15



Otono LM15-CLIP



Design tip

Use our marble designs to create your perfect floor. Each colour can be used on its own, with traditional clipped corners or combined to create a beautiful chequerboard effect.




Fiore LM16-CLIP



Otono LM15 and Fiore LM16



= available in gluedown | = available in rigid core | = available in loose lay








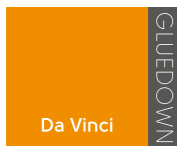
Our Inspiration

Our product designers developed this design from stones found on the steps of the former Australian Parliament House in Melbourne. Canberra encapsulates the original inspiration material in its darkest form with a black, grey and silver mix of varying colour density reflecting the rough clefting of the natural stone.

 = available in gluedown |  = available in rigid core |  = available in loose lay







Rich textures

Our Da Vinci stone collection features an array of designs taking inspiration from the rich textures of natural stone, weathered steel, woven fabric and more.

Each tile features a light surface finish giving a smooth look and feel, highlighted with the wide distinctive bevelled edge. The deep bevels capture the light and allow each tile to stand out within the overall floor, or pair with a complementary design strip to further enhance the tile size.

From the sandy beige hues of Sienna Limestone to the deep mottling of Eisen, and everything in between, there is something to pair with modern and classic interiors alike.




Featured product: Sable CER16 with Davyne border

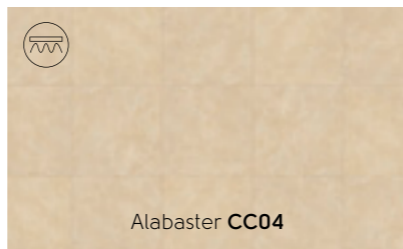




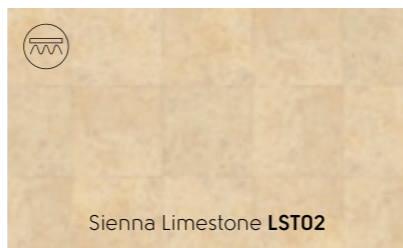
Sienna Limestone LST02



Bluff CER18



Alabaster CC04



Sienna Limestone LST02




Dune CER15 with Davyne border




Design strips

Add design strips between individual tiles to create a natural grout effect, or use a combination of strips to create a tramline border to frame your room.


Bluff CER18 with DS15 3mm and 5mm design strips and DS23 5mm design strip



Piazza Limestone LST03



Dune CER15



Sable CER16



Sable CER16 with Davyne border






Molten CER11


Our Inspiration

Our product designers were inspired by the natural weathering process of steel, and the colours and patterns created by the ongoing oxidation process. The smooth, shiny surface of the original steel endured wind and rain which transformed it into a beautiful marked and weathered structure.


This effect was then brought into four related colourways, each creating a slightly different and unique look, demonstrating nature's effects on man-made material. Molten represents the striking rust tones of the original oxidised product, while Iron Ore and Eisen take this effect into more muted tones. Carbon is the most subtle of the four and the dark colour brings out further attributes of the original weathering that are less noticeable in the brighter colours.



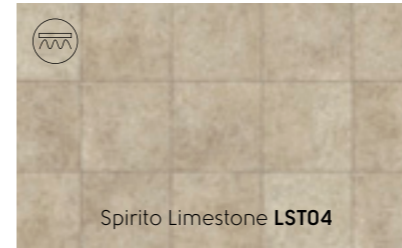
Molten CER11



Iron Ore CER12




Eisen CER13



Spirito Limestone LST04



Santi Limestone LST05



Burnet CER19



Spirito Limestone LST04 with DS10 3mm design strip




Burnet CER19 with DS12 design strip and Kousa Framed border






Cambric CER20 with Kousa border



Cambric CER20




Drift CER17



Sindon CER21



Drift CER17 with DS12 3mm design strip



Carbon CER14



Graphite CC06



Noir CK25



Design tip

The deep bevels of the Da Vinci range catch the light and allow you to create a beautiful floor with impact without using design strips between tiles.

Carbon CER14 with Accent border









Van Gogh
RIGID CORE
GLUEDOWN

Clean & contemporary



Our Van Gogh collection offers a wide range of designs for home decorators. Taking inspiration from a variety of natural stones, slates and marbles the full collection gives a wide variety of choice for every interior. From the clean white tones of classic Calacatta marble, to rich, dark contemporary Italian slates, there is a design suited to every home.

Offering designs in a mix of gluedown and rigid core formats, this collection is ideal for home decorators looking to create stylish interiors with a sense of flow over different subfloor conditions, including uneven or drying floors or where sound transmission from rooms above is a consideration.



Featured product: Urban Grey VGT2402





Our Inspiration

Breccia, rubble in English, gets its name due to tiny bits of rocks that become embedded in the marble as it forms. Found in several regions of the world, our designers were inspired by original Italian breccia. When quarried, the resulting slabs feature an array of different fragments that have been forced together over time to create one solid rock.

Available in large 18" x 36" tiles to show off the natural variation of the product, our designers have then introduced different colours that are ideal for modern homes.

= available in gluedown | = available in rigid core | = available in loose lay







Tortora Breccia Marble VGT3018 with DS24 3mm design strip



Tortora Breccia Marble VGT3018



Cotswold Stone VGT2405 | RKT2405




Cotswold Stone VGT2405 | RKT2405



Tuscan Slate VGT2421 with DS10 3mm design strip



Tuscan Slate VGT2421



Bronze Castello Marble VGT2416




Bronze Castello Marble VGT2416





Our Inspiration

Slate continues to be a popular look in flooring and with our new Italian Slates, our designers wanted to introduce a subtle variation to this known classic. The directional markings within the tiles are vertical rather than horizontal and tiny flecks of tonal colour add depth and interest to the design. A smooth surface finish allows the colour and design to attract all the focus. Offered in charcoal, grey, beige and off-white colourways, there's a tile here for every space.



= available in gluedown | = available in rigid core | = available in loose lay





Grigio Breccia Marble VGT3019 with DS25 3mm design strip



Grigio Breccia Marble VGT3019



Metro Grey
VGT2403 | RKT2403



Pebble Grey VGT2410



Urban Grey
VGT2402 | RKT2402



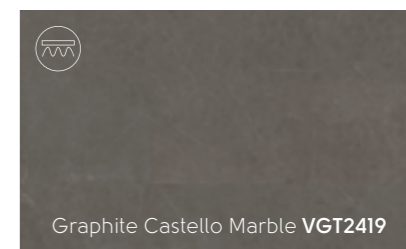
Pebble Grey VGT2410



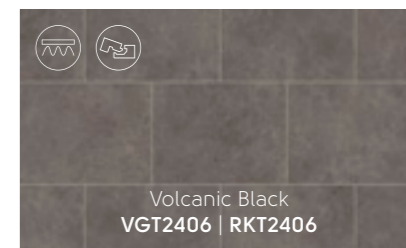
Milanese Slate VGT2420



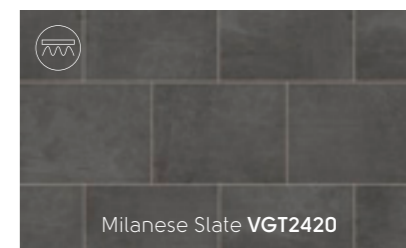
Volcanic Black VGT2406 | RKT2406





Graphite Castello Marble VGT2419



Volcanic Black
VGT2406 | RKT2406



Milanese Slate VGT2420

 = available in gluedown |  = available in rigid core |  = available in loose lay






Light surface textures

Inspired by polished limestone and poured concrete, the contemporary look and feel of Opus is carried across to its stone range.




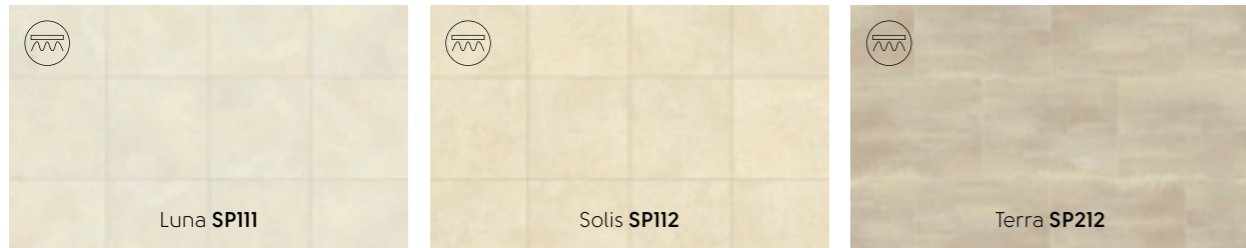
The extra-large tile sizes paired with light surface texture and micro bevelled edge enhances the smooth, modern look that can be paired with matching design strips to complement the style of your room.

Varying in shades of creamy white with Luna and darker tones of Lutum the Opus stone collection is the perfect option for contemporary interiors.







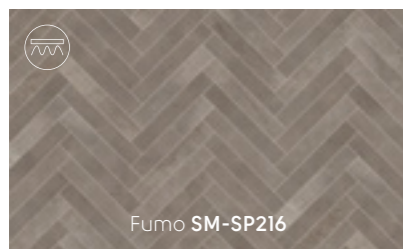

Featured product: Fumo SP216 with DS12 3mm design strip





= available in gluedown | = available in rigid core | = available in loose lay





= available in gluedown | = available in rigid core | = available in loose lay








Versatility & style

Our popular Knight Tile collection is our most affordable range, offering versatility to home decorators.

Taking inspiration from a variety of natural stones, slates and marbles the full collection gives a wide variety of choice for every interior. From the classic pale tones of Glacial Marble to the contemporary Grey River Slate, there is a design suited to every home.

Offering a flexible mix of gluedown and rigid core formats, this collection is ideal for home decorators looking to create stylish interiors with a sense of flow over different subfloor conditions, including uneven or drying floors or where sound transmission from rooms above is a consideration.



Featured product: Basel Stone **ST23** with DS10 3mm design strip





Our Inspiration

Found in the Apuan Mountains in Italy, Calacatta and Carrara marble are currently a dominant style in stone and interior finishes. Typically having a neutral, broken veining and a bright look, both offer an impressive and distinctive style which can be adapted to both classic and contemporary interiors.

Our product designers have taken their inspiration from these ancient roman quarries to create our classic marble designs available in a 12" x 18" tile and 3" x 18" small tile version.






Design tip

Many of our Knight Tile designs have matching decorative borders, perfect for finishing your floor around the edge of the room. See page 192 for the full range available.

Honed Oyster Slate ST17 with DS12 3mm design strip and Windsor border

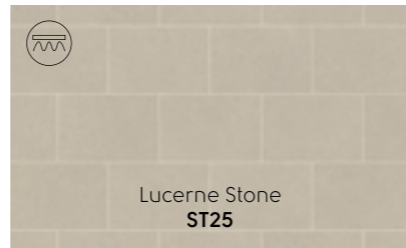


 = available in gluedown |  = available in rigid core |  = available in loose lay







Lucerne Stone **ST25** with DS10 3mm design strip




Lucerne Stone **ST25**



Natural Stone **ST29**



Bath Stone **ST12**



Portland Stone **ST13** | SCB-ST13-18




Natural Stone **ST29** with DS10 3mm design strip



Honed Pebble Slate **ST20** with DS10 3mm design strip



Honed Pebble Slate **ST20** | SCB-ST20-18





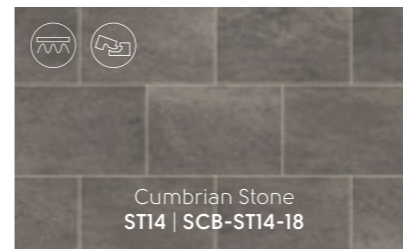
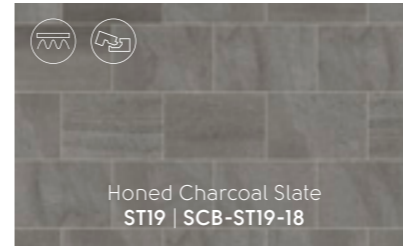


Olten Stone **ST24**



Olten Stone **ST24**



= available in glued down | = available in rigid core | = available in loose lay






Our Inspiration

The original source material for this design came from volcanic rock, dating back 300 million years. Sourced from quarries located in the heart of England's Lake District, our design team have taken inspiration from the characterful details of the linear markings and fractured features to create the riven slate design. Demonstrating the beautiful natural textures of this raw material, use riven slate to introduce dark and sultry tones to your home to create an air of sophistication to any interior.








Easy-fit flooring

Karndean LooseLay is a range of luxury vinyl flooring featuring our K-Wave® friction grip backing that holds the product in place. It creates a strong bond to the subfloor using a combination of weight and friction.






Perfect for temporary and permanent use, Karndean LooseLay is ideal if you are interested in changing out the flooring frequently or want to reduce sound passing to rooms below. What's more, it's quick and easy to install, requiring only the use of a light tackifier in the majority of installations.

Our Karndean LooseLay stone collection features a variety of colour tones and designs from classic creamy travertine to a charcoal linear textile for a distinct modern look.



Featured product: Nevada LLT205





= available in gluedown | = available in rigid core | = available in loose lay







Colorado LLT201




Nevada LLT205






Colorado LLT201



Madison LLT203



Nevada LLT205

 = available in gluedown |
  = available in rigid core |
  = available in loose lay













Geometric impact

Kaleidoscope is a unique collection of wood and stone colours available in different geometric designs including Cubix, Pennon and Apex. Our Kaleidoscope collection can help you achieve 3D impact, movement and visual contrast in your home.

Each piece of your geometric floor has been cleverly cut from our authentic wood and stone designs, with popular colourways from our Art Select, Da Vinci, Van Gogh, Opus and Knight Tile ranges, to form shapes.




Featured product: Pyramid KAL01

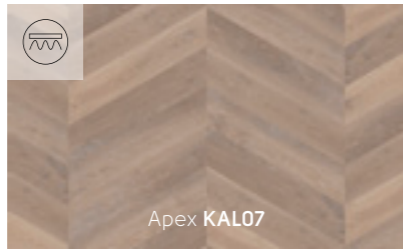





Apex KAL07



Apex KAL06




Apex KAL07




Apex KAL14



Hexa KAL09




Hexa KAL09



Hexa KAL08



Pennon KAL04



Half Pennon KAL05



Pennon KAL04

= available in gluedown | = available in rigid core | = available in loose lay



Our Inspiration

Inspired by the artistic techniques of traditional Moroccan and medieval Spanish architecture, these tiles feature a non-uniform, patchwork arrangement that incorporates a stylish combination of geometric forms, curves and crests. This creative design is available in two subtle yet striking colourways, offering a modern interpretation of these iconic patterns.



Casablanca SP219




Marrakesh SP220




Casablanca SP219



Woven KAL11



Woven KAL11








Woven KAL12



Woven KAL11

= available in gluedown | = available in rigid core | = available in loose lay





= available in gluedown | = available in rigid core | = available in loose lay





Victorian grandeur







The Heritage Collection features a range of exquisite designs inspired by the architectural tiled floors of grand Victorian and Regency villas and townhouses.

Each design has been created to give the opulent look of classic geometric tiles. From striking monochrome designs to beautifully blended traditional patterns, the collection reflects both the classic elegance of historic homes and the boldness of contemporary trends.

Ideal for recreating the original character of period interiors or for a contemporary statement look, the heritage look, the Heritage Collection features a tasteful mix of shades that can be used to create a totally individual look.

Presenting a range of 12 colours, from timeless terracotta, crimson and gold to contemporary dove grey, taupe and baby blue, the Heritage Collection features square, triangle and octagonal tiles, available in all 12 shades, which can be mixed and matched in any combination to create a truly individual floor.

Featured product: Clifton CLIF-04





Montpellier MONT-01

Our Inspiration

Our Heritage Collection features a range of exquisite designs inspired by the architectural tiled floors of grand Victorian and Regency villas and townhouses. Our product designers have taken four classic patterns and a palette of 12 colours and paired them carefully to create the collection ideal for recreating the original character of elegant period interiors.


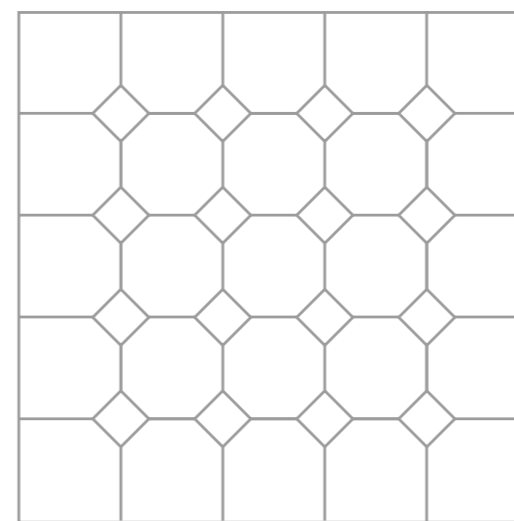
This range reinvents historical style with all the benefits of luxury vinyl tiles, offering a practical choice for an on-trend, modern floor.



Design tip


All our Heritage Collection designs have complementary borders to add that perfect finishing touch to your room.

Montpellier MONT-06




Montpellier MONT-06

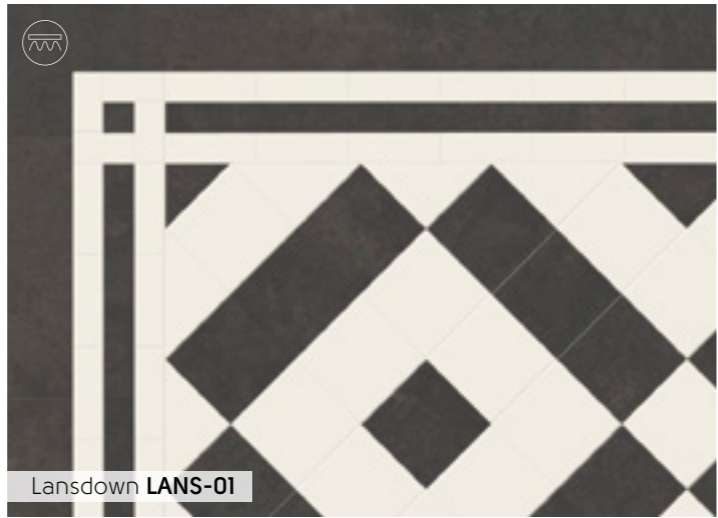
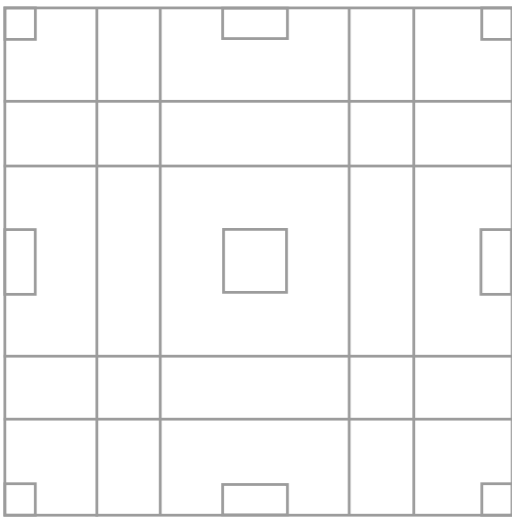




"We wanted this room to have the 'wow factor' and it is completely different to the rest of the house and to our usual style of simple pastels and neutrals." shares Katie.




In a classic monochrome combination, Lansdown presents a clean and contemporary grid effect with square tiles in Nero and Lace.



Lansdown LANS-01



Mayfair MAYF-01




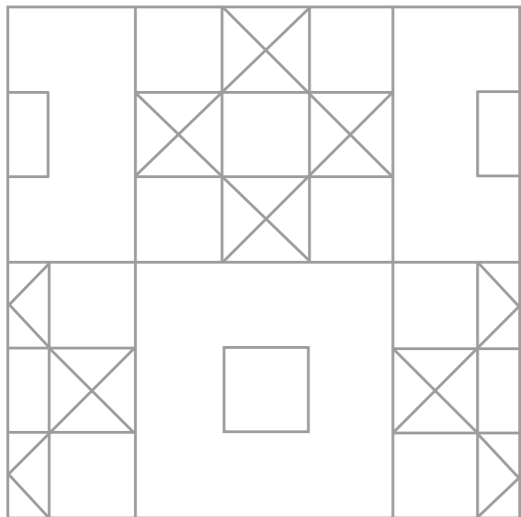
Mayfair MAYF-01

= available in gluedown | = available in rigid core | = available in loose lay






Clifton CLIF-01



Clifton CLIF-02



Clifton CLIF-04


 = available in gluedown |
  = available in rigid core |
  = available in loose lay



*Our ranges
at a glance*

We offer natural wood and stone-inspired designs featuring all the intricate details and unique characteristics you'd expect to see in traditional flooring. Carefully designed for authenticity, colours are defined with variable shades and tones, just as they are in natural materials. We have an extensive collection of designs, from soft light to darker tones, paired with attractive emboss detailing, there's sure to be a design to define your living space.





Art Select Wood



Thickness: 3.0mm
Wear layer: 0.7mm
Bevel: Standard

Handcrafted

915mm x 152mm (36" x 6")



(pg 36)


Hickory Nutmeg **EW03**



(pg 36)

Hickory Peppercorn **EW02**

1422mm x 228mm (56" x 9")




(pg 39)

Weathered Hickory **EW11***



(pg 39)

Vintage Hickory **EW12***



(pg 32)

Classic Hickory **EW13***



(pg 34)

Natural Hickory **EW10***



(pg 37)

Reclaimed Chestnut **EW21***

114mm, 152mm and 228mm (4.5", 6" and 9") widths and various lengths




(pg 37)

Reclaimed Chestnut **RPL-EW21***

Oak Royale

1219mm x 178mm (48" x 7")



(pg 40)

Storm Oak **RL12**



(pg 34)

Spring Oak **RL01**



(pg 35)

Summer Oak **RL02**



(pg 37)

Spanish Cherry **RL05**



(pg 36)

Winter Oak **RL04**

1422mm x 228mm (56" x 9")



(pg 38)

Glacier Oak **RL21**



(pg 32)

Mountain Oak **RL22**



(pg 33)

Savannah Oak **RL23**



(pg 33)

Prairie Oak **RL20**

Oak Premier

915mm x 152mm (36" x 6")



(pg 39)

Dusk Oak **HC03**




(pg 35)

Morning Oak **HC02**



(pg 35)

Dawn Oak **HC01**



(pg 41)

Midnight Oak **HC06**

* Please note: as a feature of the design, these products incorporate a high colour variation between individual planks



= available in gluedown



= available in rigid core



= available in loose lay



Art Select Wood



Thickness: 3.0mm
Wear layer: 0.7mm
Bevel: Standard


Parquet

228mm x 76mm (9" x 3")



(pg 40)

Storm Oak **AP07**




(pg 36)

Auburn Oak **AP02**




(pg 34)

Blond Oak **AP01**




(pg 37)

Spanish Cherry **AP05**



(pg 35)

Morning Oak **AP06**



(pg 41)

Black Oak **AP03**

457mm x 76mm (18" x 3")



(pg 38)

Glacier Oak **SM-RL21**




(pg 33)

Savannah Oak **SM-RL23**



(pg 32)

Mountain Oak **SM-RL22**



(pg 33)

Prairie Oak **SM-RL20**

114mm x 114mm / 305mm x 76mm (4 1/2" x 4 1/2" / 12" x 3")



(pg 40)

Storm Oak **SBW-RL12**



(pg 34)


Spring Oak **SBW-RL01**



Storm Oak **AP07**

Please refer to page 7 for more information on formats





Art Select Stone



Thickness: 3.0mm
Wear layer: 0.7mm
Bevel: Standard

Limestone

915mm x 915mm (36" x 36") Random Panel†




Alderney **LM03**



Jersey **LM01**



Guernsey **LM02**




Herm **LM20**

Marble

406mm x 406mm (16" x 16")




Otono **LM15**




Otono **LM15-CLIP**

supplied with LM16 key squares



Fiore **LM16**




Fiore **LM16-CLIP**

supplied with LM15 key squares


Marble

915mm x 915mm (36" x 36") Random Panel†



Ashford **LM10**

† Each panel is created from nine assorted tiles with design strips. Offsetting tiles are also included to create a natural look.




Art Select Stone




Thickness: 3.0mm
Wear layer: 0.7mm
Bevel: Standard

Slate

457mm x 610mm (18" x 24")




Oakeley **LM21**



Corris **LM22**




Melbourne **LM05***




Canberra **LM06**

Travertine

457mm x 610mm (18" x 24")



Washburn **LM07***



Caldera **LM08***



Gallatin **LM09***

Slate

915mm x 915mm (36" x 36") Random Panel†



Oakeley **LM11**




Corris **LM12**

† Each panel is created from nine assorted tiles with design strips. Offsetting tiles are also included to create a natural look.

152mm x 915mm (6" x 36")



Washburn **LM27***



Caldera **LM28***




Gallatin **LM29***

* Please note: as a feature of the design, these products incorporate a high colour variation between individual planks

Please refer to page 7 for more information on formats

= available in gluedown | = available in rigid core | = available in loose lay





Da Vinci Wood



Thickness: 3.0mm
Wear layer: 0.7mm
Bevel: Standard

915mm x 76mm (36" x 3")



(pg 49)

Limed Silk Oak **RP96***



(pg 49)

Coastal Driftwood **RP100***



(pg 49)

Limed Cotton Oak **RP99***



(pg 44)

American Oak **RP11**



(pg 44)

Natural Oak **RP102**



(pg 44)

Fresco Light Oak **RP90**



(pg 44)

Harvest Oak **RP103**



(pg 45)

Kenyan Tigerwood **RP73***



(pg 48)

Limed Linen Oak **RP98***



(pg 48)

Limed Jute Oak **RP97***



(pg 45)

Lorenzo Warm Oak **RP91**



(pg 46)

Blended Oak **RP95**



(pg 46)

Arno Smoked Oak **RP92**



(pg 45)

Single Smoked Acacia **RP104***



(pg 47)

Scorched Oak **RP94***



(pg 47)

Beach Driftwood **RP101***



(pg 46)

Australian Walnut **RP41**



(pg 47)

Double Smoked Acacia **RP105***



Limed Silk Oak **RP96**




= available in gluedown



= available in rigid core



= available in loose lay




Da Vinci Stone




Thickness: 3.0mm
Wear layer: 0.7mm
Bevel: Standard

406mm x 406mm (16" x 16")



(pg 117)

Spirito Limestone **LST04**



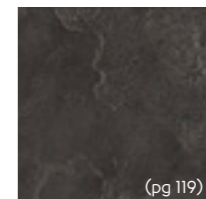
(pg 117)

Santi Limestone **LST05**



(pg 119)

Graphite **CC06**



(pg 119)

Noir **CK25**



(pg 114)

Alabaster **CC04**



(pg 114)


Sienna Limestone **LST02**



(pg 115)

Piazza Limestone **LST03**

305mm x 457mm (12" x 18")




(pg 118)

Cambric **CER20**




(pg 118)

Drift **CER17**




(pg 118)

Sindon **CER21**




(pg 117)

Burnet **CER19**




(pg 114)

Bluff **CER18**




(pg 115)

Dune **CER15**




(pg 115)

Sable **CER16**




(pg 116)

Molten **CER11**




(pg 116)

Iron Ore **CER12**



(pg 116)

Eisen **CER13**



(pg 119)

Carbon **CER14**

* Please note: as a feature of the design, these products incorporate a high colour variation between individual planks

Please refer to page 7 for more information on formats





Van Gogh Wood



Thickness: 3.0mm
Wear layer: 0.55mm
Bevel: Micro

1219mm x 178mm (48" x 7")

Silver Farmhouse Oak VGW137T	Blond Farmhouse Oak VGW136T	Auckland Oak VGW52T
Blush Oak VGW107T	Country Oak VGW81T	Hessian Oak VGW93T
Light Country Oak VGW139T	Frosted Birch VGW83T	Classic Oak VGW86T
Light Distressed Oak VGW111T	Reclaimed Redwood VGW99T*	Wellington Oak VGW53T
White Washed Oak VGW80T	Smoked School Cedar VGW138T	Smoked Oak VGW70T
Cool Grey Oak VGW113T	Natural Prime Oak VGW115T	Charred Oak VGW102T*
Greige Oak VGW110T	Birch VGW84T	Walnut VGW87T
Aged Redwood VGW100T*	French Oak VGW85T	Ebony VGW89T
Distressed Oak VGW82T	Honey Oak VGW94T	
Misty Grey Oak VGW112T	Natural School Cedar VGW142T	

711mm x 178mm (28" x 7")

Grey Brushed Oak SM-VGW120T	Neutral Brushed Oak SM-VGW126T	Canadian Urban Oak SM-VGW8116	Golden Brushed Oak SM-VGW122T
Warm Brushed Oak SM-VGW121T	Texas White Ash SM-VGW8105	Texas Grey Ash SM-VGW8239	Salvaged Barnwood SM-VGW123T

* Please note: as a feature of the design, these products incorporate a high colour variation between individual planks

= available in gluedown | = available in rigid core | = available in loose lay



Van Gogh Wood



Thickness: 3.0mm
Wear layer: 0.55mm
Bevel: Micro

1422mm x 228mm (56" x 9")

Texas White Ash VGW8105	Neutral Brushed Oak VGW126T
Canadian Nude Oak VGW8117	Grey Brushed Oak VGW120T
Warm Ash VGW8103	Shadow Oak VGW124T
Canadian Urban Oak VGW8116	Baltic Washed Oak VGW8101
Warm Brushed Oak VGW121T	Nimbus Oak VGW125T
Golden Brushed Oak VGW122T	Washed Grey Ash VGW8104
English Character Oak VGW8115	Texas Grey Ash VGW8239
Glenmore Oak VGW8237	Hayfield Oak VGW8241
Baltic Limed Oak VGW8111	Aviemoire Oak VGW8242
Croftmore Oak VGW8240	Salvaged Barnwood VGW123T
Smoked Butternut VGW8107	Antique French Oak VGW8110
Baltic Mistral Oak VGW8112	

430mm x 90mm (17" x 3.5")

Grey Brushed Oak CS-VGW120T
Neutral Brushed Oak CS-VGW126T
Warm Brushed Oak CS-VGW121T

Please refer to page 7 for more information on formats






Van Gogh Wood



Thickness: 6.5mm
Wear layer: 0.55mm
Bevel: Micro

1420mm x 225mm (56" x 9")



Grey Brushed Oak **VGW120T-RKP**



Warm Brushed Oak **VGW121T-RKP**



Baltic Washed Oak **RKP8101**



Warm Ash **RKP8103**



Washed Grey Ash **RKP8104**



Texas White Ash **RKP8105**



Smoked Butternut **RKP8107**



Antique French Oak **RKP8110**



Golden Brushed Oak **VGW122T-RKP**




Salvaged Barnwood **VGW123T-RKP**



Baltic Limed Oak **RKP8111**



Baltic Mistral Oak **RKP8112**



English Character Oak **RKP8115**




Canadian Urban Oak **RKP8116**




Canadian Nude Oak **RKP8117**

708mm x 177mm
(28" x 7")



Texas White Ash
SM-VGW8105-RKP



Grey Brushed Oak
SM-VGW120T-RKP




Warm Brushed Oak
SM-VGW121T-RKP



Canadian Urban Oak
SM-VGW8116-RKP



Golden Brushed Oak
SM-VGW122T-RKP



Salvaged Barnwood
SM-VGW123T-RKP



Thickness: 5.5mm
Wear layer: 0.55mm
Bevel: Micro

1220mm x 180mm (48" x 7")



Greige Oak **VGW110T-SCB**



Distressed Oak **VGW82T-SCB**



Misty Grey Oak **VGW112T-SCB**



Country Oak **VGW81T-SCB**



Blush Oak **VGW107T-SCB**



Natural Prime Oak **VGW115T-SCB**



French Oak **VGW85T-SCB**



Classic Oak **VGW86T-SCB**



Auckland Oak **VGW52T-SCB**



Light Distressed Oak **VGW111T-SCB**



Light Country Oak **VGW139T-SCB**



Baltic Washed Oak **VGW8101**

= available in gluedown | = available in rigid core | = available in loose lay



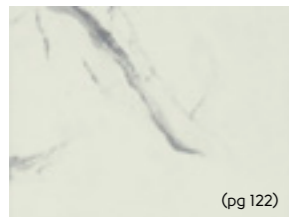


Van Gogh Stone



Thickness: 3.0mm
Wear layer: 0.55mm
Bevel: Micro

457mm x 610mm (18" x 24")




Palazzo Marble **VGT2413**




Venetian Slate **VGT2423**



Dove Castello Marble **VGT2418**



Frosted Stone **VGT2401**




Cotswold Stone **VGT2405**



Metro Grey **VGT2403**




Grey Castello Marble **VGT2417**




Bronze Castello Marble **VGT2416**



Roman Slate **VGT2422**



Pebble Grey **VGT2410**




Tuscan Slate **VGT2421**




Graphite Castello Marble **VGT2419**



Urban Grey **VGT2402**



Volcanic Black **VGT2406**



Milanese Slate **VGT2420**

711mm x 178mm (7" x 28")



Palazzo Marble **SM-VGT2413**




Van Gogh Stone




Thickness: 3.0mm
Wear layer: 0.55mm
Bevel: Micro


457mm x 914mm (18" x 36")



Bianco Breccia Marble **VGT3021**



Luna Breccia Marble **VGT3020**



Tortora Breccia Marble **VGT3018**




Grigio Breccia Marble **VGT3019**



Thickness: 6.5mm
Wear layer: 0.55mm
Bevel: Micro

457mm x 600mm (18" x 24")




Frosted Stone **RKT2401**



Urban Grey **RKT2402**



Metro Grey **RKT2403**




Cotswold Stone **RKT2405**



Volcanic Black **RKT2406**



Opus Wood

 **Thickness:** 2.5mm
Wear layer: 0.55mm
Bevel: Micro

915mm x 152mm (36" x 6")



(pg 77)

Grano **WP311**



(pg 74)

Cera **WP314**



(pg 77)

Carbo **WP318**



(pg 76)

Ignea **WP313**


915mm x 102mm (36" x 4")



(pg 76)

Weathered Elm **REN113**

1219mm x 228mm (48" x 9")



(pg 75)

Fabrica **WP419**



(pg 75)

Avena **WP423**




(pg 75)

Columba **WP422**



(pg 75)

Pallida **WP418**



(pg 76)

Magna **WP413**



(pg 74)

Niveus **WP411**



(pg 77)

Argen **WP414**



(pg 74)

Primo **WP412**




Columba **WP422**

Opus Stone

 **Thickness:** 2.5mm
Wear layer: 0.55mm
Bevel: Micro

457mm x 457mm (18" x 18")




(pg 132)

Luna **SP111**




(pg 132)

Solis **SP112**



(pg 135)

Ombra **SP114**



(pg 135)

Nero **SP115**

76mm x 457mm (3" x 18")


(pg 133)

Argento **SM-SP217**

(pg 134)

Fumo **SM-SP216**

457mm x 610mm (18" x 24")




(pg 132)

Terra **SP212**




(pg 133)

Argento **SP217**



(pg 133)

Mico **SP211**



(pg 133)

Urbus **SP213**




(pg 134)

Fumo **SP216**




(pg 134)

Forma **SP214**



(pg 134)

Ferra **SP215**




(pg 135)

Lutum **SP218**



Fumo **SM-SP216** with DS12 3mm design strip

 = available in gluedown |  = available in rigid core |  = available in loose lay

Please refer to page 7 for more information on formats






















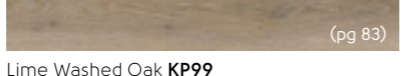

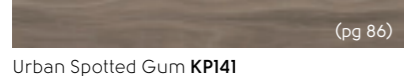




Knight Tile Wood













Thickness: 2.0mm
Wear layer: 0.3mm
Bevel: No

915mm x 152mm (36" x 6")

 Washed Scandi Pine KP132 (pg 80)	 Nordic Limed Oak KP153 (pg 81)	 Natural Studio Oak KP151 (pg 88)
 White Painted Oak KP105 (pg 80)	 Dutch Limed Oak KP154 (pg 81)	 Pale Limed Oak KP94 (pg 88)
 Grey Scandi Pine KP131 (pg 80)	 Coastline Oak KP147 (pg 82)	 Traditional Character Oak KP146 (pg 90)
 Grey Limed Oak KP138 (pg 85)	 Coastal Sawn Oak KP136 (pg 82)	 Honey Limed Oak KP155 (pg 89)
 Grey Studio Oak KP152 (pg 87)	 Rose Washed Oak KP95 (pg 82)	 Classic Limed Oak KP97 (pg 89)
 Quayside Oak KP148 (pg 87)	 Washed Character Oak KP144 (pg 84)	 Mid Limed Oak KP96 (pg 91)
 Light Worn Oak KP104 (pg 86)	 Lime Washed Oak KP99 (pg 83)	 Mid Worn Oak KP103 (pg 91)
 Urban Spotted Gum KP141 (pg 86)	 Natural Character Oak KP145 (pg 88)	 Aged Oak KP98 (pg 91)

457mm x 76mm (18" x 3")

 Washed Scandi Pine SM-KP132 (pg 80)	 Dutch Limed Oak SM-KP154 (pg 81)	 Pale Limed Oak SM-KP94 (pg 88)
 Grey Limed Oak SM-KP138 (pg 85)	 Rose Washed Oak SM-KP95 (pg 82)	 Traditional Character Oak SM-KP146 (pg 90)
 Grey Studio Oak SM-KP152 (pg 87)	 Washed Character Oak SM-KP144 (pg 84)	 Honey Limed Oak SM-KP155 (pg 89)
	 Lime Washed Oak SM-KP99 (pg 83)	












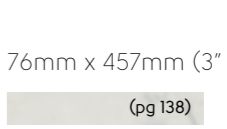


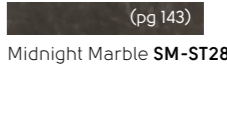





Knight Tile Stone



Thickness: 2.0mm
Wear layer: 0.3mm
Bevel: No

305mm x 457mm (12" x 18")

 Frosted Marble ST26 (pg 138)	 Dove Grey Concrete ST21 (pg 139)	 Olten Stone ST24 (pg 141)	 Honed Charcoal Slate ST19 (pg 143)
 Glacial Marble ST27 (pg 138)	 Lucerne Stone ST25 (pg 140)	 Smoked Concrete ST22 (pg 142)	 Black Riven Slate ST15 (pg 143)
 Honed Oyster Slate ST17 (pg 139)	 Honed Pebble Slate ST20 (pg 141)	 Grey Riven Slate ST16 (pg 142)	 Glacial Marble SM-ST27 (pg 138)
 Ivory Riven Slate ST18 (pg 139)	 Portland Stone ST13 (pg 140)	 Basel Stone ST23 (pg 142)	 Midnight Marble SM-ST28 (pg 143)
 Natural Stone ST29 (pg 140)	 Bath Stone ST12 (pg 140)	 Cumbrian Stone ST14 (pg 143)	



Basel Stone **ST23** with DS10 3mm design strip

= available in gluedown | = available in rigid core | = available in loose lay

Please refer to page 7 for more information on formats





Knight Tile Wood



Thickness: 4.5mm
Wear layer: 0.3mm
Bevel: No

915mm x 152mm (36" x 6")



(pg 80)

White Painted Oak **SCB-KP105-6**



(pg 81)

Dutch Limed Oak **SCB-KP154-6**



(pg 88)

Pale Limed Oak **SCB-KP94-6**



(pg 85)

Grey Limed Oak **SCB-KP138-6**



(pg 82)

Rose Washed Oak **SCB-KP95-6**



(pg 90)

Traditional Character Oak **SCB-KP146-6**



(pg 84)

Washed Character Oak **SCB-KP144-6**



(pg 89)

Honey Limed Oak **SCB-KP155-6**



(pg 83)

Lime Washed Oak **SCB-KP99-6**



(pg 89)

Classic Limed Oak **SCB-KP97-6**




Knight Tile Stone




Thickness: 4.5mm
Wear layer: 0.3mm
Bevel: No

305mm x 457mm (12" x 18")




(pg 138)

Frosted Marble
SCB-ST26-18




(pg 139)

Honed Oyster Slate
SCB-ST17-18




(pg 142)

Smoked Concrete
SCB-ST22-18




(pg 143)

Honed Charcoal Slate
SCB-ST19-18




(pg 139)

Ivory Riven Slate
SCB-ST18-18




(pg 141)

Honed Pebble Slate
SCB-ST20-18




(pg 142)

Grey Riven Slate
SCB-ST16-18




(pg 139)

Dove Grey Concrete
SCB-ST21-18



(pg 140)

Portland Stone
SCB-ST13-18



(pg 143)

Cumbrian Stone
SCB-ST14-18



Traditional Character Oak **KP146 | SCB-KP146-6**

= available in gluedown | = available in rigid core | = available in loose lay






Kaleidoscope



Apex **KAL06**

(pg 152)



Apex **KAL07**

(pg 152)




Apex **KAL14**

(pg 152)




Pyramid **KAL01**

(pg 157)




Cubix **KAL02**

(pg 156)




Cubix **KAL03**

(pg 156)




Cubix **KAL13**

(pg 156)



Tripoint **KAL10**

(pg 157)



Hexa **KAL08**

(pg 153)



Hexa **KAL09**

(pg 153)




Pennon **KAL04**

(pg 153)




Half Pennon **KAL05**

(pg 153)



Woven **KAL12**

(pg 155)



Woven **KAL11**

(pg 155)



Casablanca **SP219**

(pg 154)



Marrakesh **SP220**

(pg 154)



Hexa **KAL09**



Heritage Collection



Montpellier **MONT-01**



Montpellier **MONT-02**




Montpellier **MONT-03**



Montpellier **MONT-04**



Montpellier **MONT-05**




Montpellier **MONT-06**

(pg 161)



Montpellier **MONT-07**




Montpellier **MONT-08**




Clifton **CLIF-01**

(pg 164)



Clifton **CLIF-02**

(pg 164)




Clifton **CLIF-03**




Clifton **CLIF-04**

(pg 165)




Lansdown **LANS-01**


(pg 162)




Lansdown **LANS-02**



Lansdown **LANS-03**




Lansdown **LANS-04**



Mayfair **MAYF-01**

(pg 163)



Mayfair **MAYF-02**

= available in gluedown | = available in rigid core | = available in loose lay

Please refer to page 7 for more information on formats



LooseLay Wood


Thickness: 4.5mm
Wear layer: 0.55mm
Bevel: No

1500mm x 250mm (59.1" x 9.85")



Bleached Tasmanian Oak **LLP311**




Champagne Oak **LLP310**



Pearl Oak **LLP306**




Lemon Spotted Gum **LLP317**



Weathered Heart Pine **LLP304**




Neutral Oak **LLP307**



French Grey Oak **LLP308**




Reclaimed Heart Pine **LLP305**



Twilight Oak **LLP301**



Character Walnut **LLP315**



Raven Oak **LLP302**



Antique Heart Pine **LLP303**

1050mm x 250mm (41.3" x 9.85")



Ashland **LLP95**



Newport **LLP94**



Heritage Oak **LLP102**



Country Oak **LLP92**



Cambridge **LLP113**



Boston **LLP111**



Hudson **LLP99**



Providence **LLP108**



Winchester **LLP97**



Antique Timber **LLP106**



Traditional Oak **LLP101**



Burlington **LLP110**


LooseLay Wood


Thickness: 4.5mm
Wear layer: 0.55mm
Bevel: No

1050mm x 250mm (41.3" x 9.85")



Hartford **LLP112**



Vintage Timber **LLP105**



Stamford **LLP109**



Rustic Timber **LLP104**



Weathered Timber **LLP103**




Salem **LLP96**




Dover **LLP93**

LooseLay Stone


500mm x 610mm (19.7" x 24")




Indiana **LLT202**




Colorado **LLT201**



Georgia **LLT206***



Pennsylvania **LLT204**




Arizona **LLT200**




Texas **LLT207***



Nevada **LLT205**



Madison **LLT203**

 = available in gluedown |
  = available in rigid core |
  = available in loose lay

* Please note: as a feature of the design, these products incorporate a high colour variation between individual planks

Please refer to page 7 for more information on formats































Accessories and design elements
























We offer a range of design extras to help you personalise your gluedown floor. Throughout this brochure you will find examples of ways to use design strips, borders and features, to help create your own unique space.



Decorative borders

Border	use with...	made up of...	width
Accent	 CER14	CER14	1.5"
Basque	 CK25	CK25/DS18	6"
Block	 RP41	RP41/DS01	3"
Canterbury	 LST05	LST05/DS10	2"
Dark Mackintosh	 ST13	ST14/ST13/DS10	2"
	 ST14	ST14/ST13/DS10	2"
Dark Mosaic	 ST13	ST13/ST14/T100/DS10	1"
	 ST14	ST13/ST14/T100/DS10	1"
Davyne	 CER15	CER15/AF06	3"
Davyne	 CER15	CER16/CER15/AF06	3"
	 CER16	CER16/CER15/AF06	3"
Diamond	 LM16	LM15/LM16	2.5"
Diamond	 ST27	ST27/ST28	2"
Domino	 KAL11	SPIII/SP211	4"
	 SPI11	SPIII/SP211	4"
Domino	 KAL12	WP311/WP318	4"
	 WP311	WP311/WP318	4"
Kousa	 CER20	CER20/CER21	1.8"
Kousa Framed	 CER19	CER19/DS12	3"
Light Mackintosh	 ST13	ST13/ST14/DS10	2"
	 ST14	ST13/ST14/DS10	2"
Light Mosaic	 ST12	ST11/ST12/ST13/DS10	1"
	 ST13	ST11/ST12/ST13/DS10	1"
Mackintosh	 LST04	LST04/LST05/DS10	2"
	 LST05	LST04/LST05/DS10	2"
Mosaic	 LST03	LST03/LST04/LST05/DS10	1"
	 LST04	LST03/LST04/LST05/DS10	1"
	 LST05	LST03/LST04/LST05/DS10	1"



Border	use with...	made up of...	width
Mosaic	 ST15	ST15/ST17/ST19/DS12	1"
	 ST17	ST15/ST17/ST19/DS12	1"
	 ST19	ST15/ST17/ST19/DS12	1"
Quadrant	 RL20	RL20	2"
Quadrant	 RL21	RL21	2"
Quadrant	 RL22	RL22	2"
Quadrant	 RL23	RL23	2"
Quadrant	 CER13	CER13	2"
Quadrant	 KP94	KP94	2"
Quadrant	 KP138	KP138	2"
Quadrant	 KP153	KP153	2"
Quadrant	 KP154	KP154	2"
Quadrant	 KP155	KP155	2"
Tramline	 ST27	ST27/ST28	1"
Tramline	 ST28	ST27/ST28	1"
Windsor	 ST15	ST15/DS12	2"
Windsor	 ST16	ST16/DS12	2"
Windsor	 ST17	ST17/DS12	2"
Windsor	 ST15	ST15/ST17/ST19/DS12	2"
	 ST17	ST15/ST17/ST19/DS12	2"
	 ST19	ST15/ST17/ST19/DS12	2"
Zigzag	 LM22	CC06/LM22/LM16	2.5"
	 CC06	CC06/LM22/LM16	2.5"



Design strips



Design strip	compatible with	widths
Blond DS02	<p>Available for use with all our gluedown ranges.</p>	3mm, 5mm and 10mm
Honey DS03		
Coffee DS04		
Russet DS05		
Chocolate DS06		
Ebony DS07		
Black DS25		
Shadow DS26		
Chalk DS10		
Silver DS17		
White Linen DS21		
Concrete DS12		
Cream DS23		
Stone DS14		
Clay DS15		
Graphite DS22		
Feather DS24		
Onyx DS25		
Charcoal DS16		

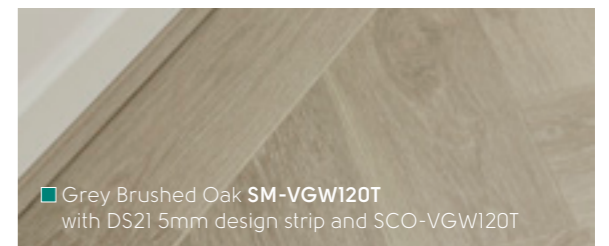


Van Gogh	Van Gogh scotias	
SCO-VGW52T	Auckland Oak	
SCO-VGW81T	Country Oak	
SCO-VGW82T	Distressed Oak	
SCO-VGW85T	French Oak	
SCO-VGW86T	Classic Oak	
SCO-VGW107T	Blush Oak	
SCO-VGW110T	Greige Oak	
SCO-VGW111T	Light Distressed Oak	
SCO-VGW112T	Misty Grey Oak	
SCO-VGW115T	Natural Prime Oak	
SCO-VGW120T	Grey Brushed Oak	
SCO-VGW121T	Warm Brushed Oak	
SCO-VGW122T	Golden Brushed Oak	
SCO-VGW123T	Salvaged Barnwood	
SCO-VGW139T	Light Country Oak	
SCO-RKP8101	Baltic Washed Oak	
SCO-RKP8103	Warm Ash	
SCO-RKP8104	Washed Grey Ash	
SCO-RKP8105	Texas White Ash	
SCO-RKP8107	Smoked Butternut	
SCO-RKP8110	Antique French Oak	
SCO-RKP8111	Baltic Limed Oak	
SCO-RKP8112	Baltic Mistral Oak	
SCO-RKP8115	English Character Oak	
SCO-RKP8116	Canadian Urban Oak	
SCO-RKP8117	Canadian Nude Oak	
SCO-RKT2401	Frosted Stone	
SCO-RKT2402	Urban Grey	
SCO-RKT2403	Metro Grey	
SCO-RKT2405	Cotswold Stone	
SCO-RKT2406	Volcanic Black	

Knight Tile	Knight Tile scotias	
SCO-KP94	Pale Limed Oak	
SCO-KP95	Rose Washed Oak	
SCO-KP97	Classic Limed Oak	
SCO-KP99	Lime Washed Oak	
SCO-KPI05	White Painted Oak	
SCO-KPI38	Grey Limed Oak	
SCO-KPI44	Washed Character Oak	
SCO-KPI46	Traditional Character Oak	
SCO-KPI54	Dutch Limed Oak	
SCO-KPI55	Honey Limed Oak	
SCO-ST13	Portland Stone	
SCO-ST14	Cumbrian Stone	
SCO-ST15	Black Riven Slate	
SCO-ST16	Grey Riven Slate	
SCO-ST17	Honed Oyster Slate	
SCO-ST18	Ivory Riven Slate	
SCO-ST19	Honed Charcoal Slate	
SCO-ST20	Honed Pebble Slate	
SCO-ST21	Dove Grey Concrete	
SCO-ST22	Smoked Concrete	
SCO-ST26	Frosted Marble	

Skirting board -
Compatible with all floors

SK100-White White



Your guarantee

All Karndean floors come with a lifetime guarantee giving you peace of mind that it will last for years to come.

If you purchased your Karndean Designflooring through a Karndean Retail Partner your guarantee will have the added benefit of it being transferable. This means that if you sell your house within your guarantee period, you can pass the guarantee on to the new owners.



Your Floor Care Kit

Regular cleaning with a pH neutral cleaner such as Karndean Clean will help keep your floor at its best.

Over time you may want to treat your floor to some extra care. We recommend every six to twelve months, depending on wear, that you strip and refresh your floor using Karndean Remove and Karndean Refresh, to further enhance its look and durability.



Caring for your floor

Karndean Designflooring is hardwearing and easy to look after. Our K-Guard+® surface treatment helps protect against everyday wear, spills and scuffs. This makes it easier to maintain, giving you peace of mind that your Karndean floor will look great for years to come.

We have a dedicated section on the website with videos which explain how best to look after your Karndean floor and covers lots of frequently asked questions from our customers.

Visit www.karndean.com/cleaning for more information.






Karndean Designflooring

karndean.com
Tel: 01386 820200
Email: info@karndean.co.uk

Keep up-to-date with us:

 Like us on Facebook [KarndeanUK](#)

 Follow our boards on Pinterest [KarndeanUK](#)

 Follow us on Instagram [Karndean_UK](#)

Colour and Pattern Reproduction

We are careful to make sure our brochures are accurate and printed to very high standards, but photography and printing cannot always create a perfect representation of our products. For this reason we strongly recommend that you look at a sample of any product you are considering before placing your order. All of our products are inspired by things we have seen in the natural world. Just as variation in colour and detail is part of the unique beauty of natural materials, it is also a feature of many of our designs. This means that with some of our products you will see natural variation when your floor is laid.

This page:  Pale Limed Oak **KP94** | **SCB-KP94-6** | Front cover:  Canadian Urban Oak **VGW8116** | **RKP8116**

